

 MARCO | 2025

# CREATIVITY

MADE BY MARCO







Richard Davidson &  
Father, Rick Davidson



## **“Made by Marco” means making quality furnishings and lasting relationships.**

Pride. Craftsmanship. Integrity. Helping teachers inspire students and create a joy of learning. These values are embedded in three simple words: Made By Marco. This is why we come into work every day. This is why we stay late into the night. This is why we sweat every detail. Making great products and doing what’s right for our customers is our focus.

That’s Made By Marco.



# NEW! FOR 2025



## DESKS CUE™ COLLECTION

Pneumatic Desk and Podium.  
Learn more on page 32.



## TABLES SECTION TABLE

Learn more on pages 36, 38 and 40.



## TABLES DISCOVERY™ WORKSTATION

Learn more on page 45.



## TABLES MEETING TABLE

Learn more on page 46.



## DESKS & TABLES T-LEG DESKS & TABLES

Learn more on page 49.



## STORAGE AND ORGANIZATION SUMMIT™ MOBILE STORAGE CARTS

Learn more on page 60.






**LIBRARY**  
**MODULAR CIRCULATION DESK**

Learn more on page 68.



**BANDSTOR™ COLLECTION**  
**BANDSTOR ISLAND**

Learn more on page 82.



**MATERIALS & FINISHES**  
**LAMINATES**

High Rise and New Age Oak.



**MATERIALS & FINISHES**  
**FABRICS**

Mingle, Gala, Truss, Belmont, and Carousel by Mayer Fabrics.



# PRIDE

## MADE BY MARCO





# CONTENTS

## 01 SEATING

Premier™ Stacking Chair .....	10
Nova™ Series Stacking Chair.....	11
Apex™ Series.....	12
MG1100 Series .....	14
Cushioned Swivel Stool.....	15
Sonik® Soft Seating.....	16

## 02 DESKS & TABLES

Premier™ Series.....	26
Apex™ Series.....	28
Desk Shapes & Dimensions .....	30
Desk Leg Options.....	31
Cue™ Collection.....	32
Instructor Stations.....	34
Premier™ Series.....	36
Apex™ Series.....	38
MG2200 Series Activity Tables.....	40
Activity Tables Shapes & Dimensions .....	42
Floor Tables.....	43
Table Leg Options .....	44
Discovery™ Workstation .....	45
Meeting Tables .....	46
Multimedia Tables .....	48
T-Leg Desks & Tables.....	49
Flip & Nest Training Tables.....	50
Café Tables .....	51

## 03 ACCESSORIES

Room Divider .....	53
--------------------	----

## 04 STORAGE & ORGANIZATION

Horizon™ Series.....	56
Cubbie Storage.....	64
Cushion Caddies .....	65

## 05 LIBRARY

Modular Circulation Desk.....	68
Curved Mobile Bookcases.....	70
Bookcases.....	72
Mobile Caseloads.....	74

## 06 BANDSTOR™

Bandstor™ Collection .....	80
Uniform & Robe Storage .....	81
Instrument Storage.....	82
Mobile Instrument Racks .....	86
Mobile Workstations.....	87
Folio Cabinets .....	88
Music Library System.....	90
Conductor's Podiums.....	91

## 07 DESIGN & STYLE GUIDE..... 92

## 08 MATERIALS & FINISHES .....

Care & Maintenance.....	109
-------------------------	-----

Terms & Conditions.....	110
-------------------------	-----

Warranty Statement.....	110
-------------------------	-----

MARCO GROUP PRODUCTS ARE AVAILABLE ON:

ARCAT™

CET COMMERCIAL  
INTERIORS

MRL

TIPS  
AWARDED VENDOR

Visit [madebymarco.net](http://madebymarco.net) > Resources

# 01 SEATING

Let's face it, students spend the majority of their time, even at home, in a sitting position. At Marco, we create casual, comfortable seating choices in sizes from pre-K (12" height) through adult (18" height) that students can enjoy in the classroom for learning, studying, socializing or just relaxing! Our chairs pair beautifully with specially designed tables and desks to provide an optimum learning environment. Marco has a seating option to meet every classroom and student need.

**ORDER NOW**

 (888) 627-2601

 [orders@madebymarco.net](mailto:orders@madebymarco.net)



order online









# PREMIER™ STACKING CHAIR

Model 43101

Introducing the Premier Chair – a revolution in student seating! Engineered for unparalleled comfort and adaptability, the Premier Chair boasts a distinctive four sided waterfall edge, providing a seating experience like no other. This unique feature allows users to effortlessly switch between four or more positions, ensuring a personalized, ergonomic fit for every student. The chair includes a convenient ledge on the seat back, creating a comfortable armrest for those moments when sitting sideways and serving as a handle for repositioning and stacking the chair. Its contoured back is molded to perfection, cradling each individual for maximum comfort. The smooth back of the chair ensures easy cleaning. With rigorously tested and refined ergonomics, the Premier Chair is the ultimate solution to keep students not only comfortable but also highly engaged.

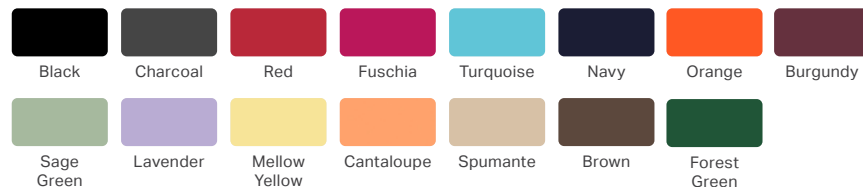
## FEATURES

- Available in 12", 14", 16" and 18" heights  
(Note: 12" and 14" models not available until Fall 2025.)
- Brackets are welded to underside of frame for added strength
- Legs are constructed of 1½" tubular steel and come in gray powder coat finish or chrome
- Nickel-plated, self-leveling nylon glides that reduce scratching and marring with built in pads for noise reduction
- Chairs stack 8-10 high
- Optional felt glides available
- 4-sided waterfall edge
- Multi position comfort




## OPTIONS

### SEAT COLORS – STANDARD



### FRAME COLORS





# NOVA™ SERIES STACKING CHAIR

Model N101U-18CR

Marco's Nova series stacking chair offers exceptional ergonomic design, providing unparalleled support for students during extended learning sessions. The contoured seat and backrest follow the body's natural curves, promoting proper posture and reducing fatigue. The sturdy frame is built to withstand the rigors of daily classroom use, ensuring longevity and reliability. What sets the Nova series apart is its affordability, making high-quality ergonomic seating accessible to educational institutions with budget constraints.

## FEATURES

- One-piece molded polypropylene shell
- Frame constructed of 1" diameter 16-gauge tubular steel with chrome finish
- Legs are fully welded to two channel brackets for superior strength and durability
- Nickel-plated, self-leveling nylon glides that reduce scuffing and marring
- Available in 18" seat height
- Stacks 8 high
- Rated for use up to 300 lbs.
- Sold only in quantities of 46



Optional felt glides available  
Model 98-1017 (Sold in sets of 4)

## OPTIONS

### SEAT COLORS - STANDARD



Black



Navy

### LEG COLOR



Chrome



# APEX™ SERIES

Apex Series Chairs blend ergonomic comfort with modern design. The Apex's seat and contours provide maximum comfort while sitting upright or slightly reclined. The seat's stylish shape equips students with lumbar support, freedom of movement, and a great value for learners of all sizes.

## FEATURES

- Available in 12", 14", 16" and 18" heights
- Brackets are welded to underside of frame for added strength
- Legs are constructed of 1½" tubular steel and come in gray powder coat finish or chrome
- Nickel-plated, self-leveling nylon glides that reduce scratching and marring on school floors along with built-in cushions for noise reduction
- Chairs stack six high
- Optional felt glides available




## OPTIONS

### SEAT COLORS - STANDARD



### FRAME COLORS



### SEAT COLORS - SPECIAL ORDER (Minimum order quantity of 500 and a 12 week lead-time)



Marco holds a US patent for the innovative shape of all chairs in the Apex™ product line: US Design Patent Number D764850





### APEX™ SERIES CASTER CHAIR

Model 38102

Apex series chair with 2" swivel casters for easier mobility. Available in the 9 standard seat colors with chrome legs only.



### APEX™ SERIES ADJUSTABLE STOOL


Model 38201

Apex series chair on a tall 1½" tubular steel frame with a chrome finish. Stool has a sturdy foot rest for leg comfort and nylon swivel glides. Legs are adjustable in height from (24-30 inches). Available in the 9 standard seat colors with chrome or gray legs.

### APEX™ SERIES GAS LIFT TASK CHAIR

Model 38103

Apex series chair with a pneumatic lift for height adjustability and a 5-star base with 2" hooded swivel casters. Available in the 9 standard seat colors.



Optional  
bell glides  
available



### APEX™ SERIES GAS LIFT TASK STOOL

Model 38203

Apex series chair with a pneumatic lift for height adjustability and a 5-star base with 2" hooded swivel casters and a chrome foot ring for improved leg comfort. Available in the 9 standard seat colors.



### APEX™ SERIES CANTILEVER CHAIR

Model 38301

Apex series chair with a modern cantilever leg design gives a modern and sleek look to the classic student chair. Chair can rest safely on the work surface when not in use. Available in the 9 standard seat colors with chrome legs.



# MG1100 SERIES

Marco's MG1100 Series Seating has been a necessity of classrooms for over 40 years! The unique V-back seat design provides spinal relief for added comfort. Waterfall seat edges allow students thigh support when sitting for extended periods of time. One-piece propylene seating shells are attached to 18-gauge, unswaged legs (non-cambered) steel frame with concealed rivets and steel brackets.

## FEATURES

- Available in 12", 14", 16" and 18" heights
- Brackets are welded to underside of frame for added strength
- (12", 14" and 16" chairs) Legs are constructed of 1" tubular steel and come in chrome finish
- (18" chair) Legs are constructed of 1½" tubular steel and come in chrome finish
- Chrome plated frame chairs provide better corrosion resistance and a longer lasting, attractive finish
- Nickel-plated, self-leveling nylon glides that reduce scratching and marring on school floors along with built-in cushions for noise reduction
- Meets ANSI/BIFMA X6.1-2012 test specifications
- Chairs stack six high



Chair Shells Made in USA.  
Assembled in USA.

## SEAT COLORS



Black and Burgundy colors not available for 12" chairs.



**MG1100 V-BACK STACKING CHAIR**

Model MG1101



Optional felt glides available  
Model 98-1017 (Sold in sets of 4)



**MG1100 CASTER CHAIR**

Model MG1141

MG1100 series chair with 2" swivel casters for easier mobility. Available in black, navy, blue or burgundy with chrome legs only.



Optional bell glides available

**MG1100 GAS LIFT TASK CHAIR**

Model MG1182

MG1100 series chair with a pneumatic lift for height adjustability and a 5-star base with 2" hooded swivel casters. Available in black, navy, blue or burgundy only.



# CUSHIONED SWIVEL STOOL

## Model L001

A distinctly flexible and comfortable option, Marco's Cushioned Swivel Stools yield an accommodating solution for a variety of environments. Seat swivels can be raised or lowered from 22" to 30" seat heights. Cushioned Swivel Stools' 20" base provides added stability and durability, while the 4½" foam padding allows for maximum comfort. Highly customizable, Cushioned Swivel Stools are available in any of Marco's standard or special order vinyl coverings. The swivel base is available in brushed nickel or chrome.

## FEATURES


- 18" diameter and 4½" thick foam seat upholstered with durable vinyl or fabric cover
- Seat adjusts from 22" to 30" height
- Seat swivels 360 degrees
- Adjustable height, chrome-plated foot ring
- 20" Chrome-plated steel base
- 245 lb. weight capacity

## OPTIONS

### STANDARD FABRIC COLORS



### BASE COLORS



# OTTOMANS & BENCHES


Offering a generous array of options, Sonik Soft Seating presents solutions for seating in large, common areas. Rectangle, square, triangle, and curved seating options allow for highly-customized environments. Wood base construction, foam padding, and durable vinyl upholstery are perfect for high-use, high-traffic environments. All Sonik Soft Seating models come with standard foot glides and 16" and 18" seat heights. Optional casters provide freedom of movement for easy configuration.

## FEATURES

- Wood base
- Polyester foam padding
- High durability vinyl cover
- 1½" bell-shaped Carpin glides
- Optional casters available



## STANDARD FABRIC OPTIONS



Due to pattern scale and color variations in computer monitors and printers, we recommend you view actual samples before making surface material selections.



### RECTANGLE FLOOR BENCH

MODEL	DIMENSIONS
LF1204	46"W × 12"D × 5"H



### SQUARE OTTOMAN

MODEL	DIMENSIONS
LF1520	19"W × 19"D × 16"H
LF1521	19"W × 19"D × 18"H



### TRIANGLE OTTOMAN

MODEL	DIMENSIONS
LF1550	21"W × 21"D × 16"H
LF1551	21"W × 21"D × 18"H





### RECTANGLE BENCH

MODEL	DIMENSIONS
LF1201	48"W × 19"D × 16"H
LF1202	48"W × 19"D × 18"H



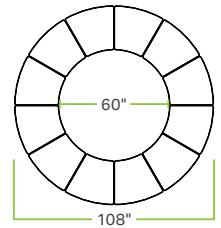
### HEXAGON OTTOMAN

MODEL	DIMENSIONS
LF1530	36"W × 31¼"D × 16"H
LF1531	36"W × 31¼"D × 18"H



### 30° CURVE OTTOMAN

MODEL	DIMENSIONS
LF1252	27.4"W × 24"D × 16"H
LF1253	27.4"W × 24"D × 18"H



### 24" CURVE OTTOMAN

MODEL	DIMENSIONS
LF1240	42"W × 18"D × 16"H
LF1241	42"W × 18"D × 18"H



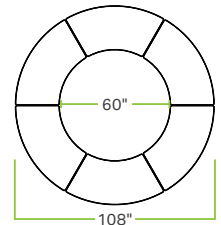
### 36" CURVE OTTOMAN

MODEL	DIMENSIONS
LF1250	54"W × 18"D × 16"H
LF1251	54"W × 18"D × 18"H



### 60° CURVE OTTOMAN

MODEL	DIMENSIONS
LF1254	53.2"W × 24"D × 16"H
LF1255	53.2"W × 24"D × 18"H



# ROUND OTTOMAN

Models LF1510 & LF1511

Offering a multi-functional accent piece for a variety of settings, our durable and easy to clean Sonik Soft Seating Round Ottoman can be used as a seat or a table. It is designed to allow for effortless interchangeability between standard foot glides, casters for mobility, or a rocker base, whether you choose to make the change at the time of purchase or later on.


## FEATURES

- Wood base
- High durability vinyl cover
- Polyester foam padding
- 1½" bell-shaped Carpin glides



MODEL	DESCRIPTION	DIMENSIONS
LF1510	16"H Round Ottoman	19"W x 19"D x 16"H
LF1511	18"H Round Ottoman	19"W x 19"D x 18"H

## STANDARD FABRIC OPTIONS



Due to pattern scale and color variations in computer monitors and printers, we recommend you view actual samples before making surface material selections.

Marco holds a US patent for the capability of attaching a wobble base to our Sonik™ Soft Seating ottomans. This allows our ottoman to be stationary (with standard glides), mobile (by replacing the glides with casters), or a wobble stool (by adding the base): US Utility Patent Number 11,213,129



## ACCESSORIES (SOLD SEPARATELY)



### CASTERS (FOR MOBILITY)

The twin-wheel nylon casters deliver smooth, agile mobility that helps enhance in-class collaboration by allowing quick classroom rearranging when you need it.



### ROCKER BASE (FOR ACTIVE MOVEMENT)

The rocking base allows energized kids to satisfy their urge to move in the learning environment. The result is a more attentive, comfortable and ready to learn student.



The bell-shaped Carpin glides provide a stable and sturdy foundation for any stationary learning environment.



# FLOOR ROCKER

Model LF1512


The Sonik Soft Seating Floor Rocker is the solution for any active student. A versatile and novel seating offering, the Floor Rocker's base provides side-to-side and front-to-back motion. This freedom of movement aids in students' concentration that is lacking in traditional seating.

## FEATURES


- Dimensions: 18"W x 18"D x 6"H
- Wood base
- High durability vinyl cover
- Polyester foam padding
- Rocker base (patent pending)



## STANDARD FABRIC OPTIONS



Due to pattern scale and color variations in computer monitors and printers, we recommend you view actual samples before making surface material selections.



Floor Rocker Cushion Caddies  
see page 65 for details

# STEP SERIES

Sonik Step Seating offers a highly unique, enjoyable option to conventional seating. This tiered-step option can be utilized in areas from lounge spaces to auditorium seating. 2-Step, 3-Step, Outside Corner, and Inside Corner seating options can be created in countless configurations. Nylon foot glides conveniently prevent marring on floor surfaces, providing ease of movement for easy transport.



**2-STEP**  
Model LF1810



**3-STEP**  
Model LF1910



**2-STEP OUTSIDE CORNER**  
Model LF1821



**2-STEP INSIDE CORNER**  
Model LF1820

## STANDARD FABRIC OPTIONS



Due to pattern scale and color variations in computer monitors and printers, we recommend you view actual samples before making surface material selections.




# ARMLESS CHAIRS

Providing a creative, modern alternative, Sonik Soft Seating Armless Chairs supply a seating solution that establishes privacy, collaboration, or relaxation. Chair pieces can be arranged in circular, straight, angled, or serpentine shapes to fit an array of environments. Standard options include foot glides and 16" and 18" seat heights. Optional casters are available for all chair shapes.



Combine seating to create angled, round or serpentine seating configurations.

## STANDARD FABRIC OPTIONS



**SINGLE CHAIR**

MODEL	DIMENSIONS
LF1003	22"W × 29.3"D × 33.3"H
LF1004	22"W × 29.3"D × 35.3"H



**INNER WEDGE CHAIR**

MODEL	DIMENSIONS
LF1022	22"W × 29.3"D × 33.3"H
LF1023	25.4"W × 29.3"D × 35.3"H



**OUTER WEDGE CHAIR**

MODEL	DIMENSIONS
LF1032	22"W × 29.3"D × 33.3"H
LF1033	22"W × 29.3"D × 35.3"H

# FLOWER SET

Models LF9014 & LF9015


Sonik Soft Seating Flower Sets offer a vibrant, distinctive option for a fun learning environment. Flower Sets are great for directing group activities in a variety of classroom settings. Mobile and configurable, each set includes (6) Petal Ottomans and (1) 30-inch Round Ottoman. Flower Sets feature extra-durable foam padding, solid wood bases, and resilient vinyl upholstery.

## FEATURES

- Wood base
- Polyester foam padding
- High durability vinyl cover
- 1.5" bell-shaped Carpin glides
- Optional Casters available



## STANDARD FABRIC OPTIONS



Due to pattern scale and color variations in computer monitors and printers, we recommend you view actual samples before making surface material selections.



30" ROUND OTTOMAN

MODEL	DIMENSIONS
LF1513	30"W × 30"D × 16"H
LF1514	30"W × 30"D × 18"H



PETAL OTTOMAN

MODEL	DIMENSIONS
LF1540	18"W × 16"D × 16"H
LF1541	18"W × 16"D × 18"H



# PLATFORM TABLES

Created as a perfect complement to several Sonik Soft Seating models, Sonik Soft Seating Tables can accommodate several Sonik Soft Seating options for writing, reading, or reconnecting. Tabletops are constructed of robust 1½" particleboard, thermally-fused melamine tops and bottoms, and 3mm PVC edge banding. Table bases utilize bases constructed of wood with foam padding and robust vinyl upholstery.



## OPTIONS


### TABLETOP LAMINATES



### EDGE BANDING COLORS




### BASE COLORS



HPL (High Pressure Laminate) available upon request. Must order a minimum of 25 units in the same color.

Due to pattern scale and color variations in computer monitors and printers, we recommend you view actual samples before making surface material selections.



Curve Ottomans sold separately

### ROUND TABLE

MODEL	DIMENSIONS
LF2666	48"W × 48"D × 26"/29"H



Square Ottomans sold separately

### SQUARE TABLE

MODEL	DIMENSIONS
LF2616	48"W × 48"D × 26"/29"H



Round Ottomans sold separately

### HEXAGON TABLE

MODEL	DIMENSIONS
LF2653	64"W × 55½"D × 26"/29"H

## ACCESSORIES (SOLD SEPARATELY)



### POP-UP POWER MODULE

Has 2-AC Outlets and 2-USB Ports

# 02 DESKS & TABLES

Marco offers a variety of both student and instructor collaborative desks and tables designed to use separately or in combination with Marco seating options. Desks and tables both feature adjustable legs, dry erase options, and colored edge bands. All edge bands are thermally fused to last for the life of the product, a method that prevents moisture and germ damage. Optional accessories for certain models of tables and desks include backpack hooks, plastic book boxes, and locking casters.

## ORDER NOW

 (888) 627-2601

 [orders@madebymarco.net](mailto:orders@madebymarco.net)



order online









# PREMIER™ SERIES

The Marco Premier™ Series' adjustable rounded leg design gives a more contemporary feel with the same steel-on-steel mountings, thermally fused melamine tops, and optional color edge banding features that have made Marco products the choice of discerning educators.

## FEATURES

- Top constructed of 1½" particleboard with thermally fused melamine surface on both sides
- Thermally fused 3mm PVC edge banding
- Pre-drilled holes for easy leg assembly
- Upper leg constructed of 16-gauge, 2" round steel mounted on a 12-gauge steel plate, fully coated with a powder coat finish
- Lower adjustable leg constructed of 16-gauge steel with a chrome-plated finish, tapped at 1" intervals for adjustment from (21"– 31" heights)
- Adjustable nylon glides allow for easy floor leveling
- UL GREENGUARD GOLD Certified



Table Tops  
Made in USA

## ORDER NOW

View desk configuration options and more online



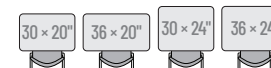
### CURVE



MODEL	DIMENSIONS
43-2291	28"W × 24"D



### RECTANGLE



MODEL	DIMENSIONS
43-2223	30"W × 20"D
43-2220	36"W × 20"D
43-2229	30"W × 24"D
43-2224	36"W × 24"D

## OPTIONS

### TABLETOP LAMINATES



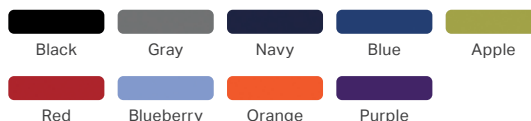
### DRY ERASE LAMINATES



### LEG COLORS



### EDGE BANDING COLORS\*



### LEG SIZES

#### STANDING HEIGHT LEG

adjust from **32" – 42"**

only available on desk models  
2271, 2274, 2223, 2220, 2229, 2224 & 2283



#### SITTING HEIGHT LEG

adjust from **21" – 31"**

\*Edge band color options vary depending on selected laminates. See page 96 for details.

HPL (High Pressure Laminate) available upon request. Must order a minimum of 25 units in the same color.

## ACCESSORIES (SOLD SEPARATELY)



Backpack Hook



Locking Casters



Book Box (Available in Black or Gray)



2-Sided Book Box



Wire Book Box  
(Fits only desks with "B" leg)



Makerspace Tray Mount Kit  
(Tray sold separately)





## CONTOUR



MODEL	DIMENSIONS
43-2310	28"W × 24"D



## GEM



MODEL	DIMENSIONS
43-2271	29¾"W × 33½"D



## TRIANGLE



MODEL	DIMENSIONS
43-2272	41"W × 23"D



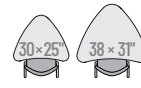
## FLARE



MODEL	DIMENSIONS
43-2274	30"W × 24"D



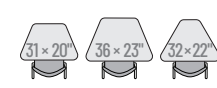
## CHEVRON



MODEL	DIMENSIONS
43-2290	38"W × 31"D
43-2292	30"W × 25"D



## TRAPEZOID



MODEL	DIMENSIONS
43-2283	31"W × 20"D
43-2284	36"W × 23"D
43-2285	32"W × 22"D

# APEX™ SERIES

Flexibility meets customization. Apex Series Desks offer space-saving desktop designs that allow for compact desk groupings in modern classrooms. Legs are adjustable from 17" to 30" heights to accommodate learners of all sizes. Nine different tabletop laminates and edge banding colors provide customization options to match learning spaces. Optional bookboxes, casters, and backpack hooks provide students with improved storage and mobility.

## FEATURES

- Top constructed of 1½" particleboard with thermally fused melamine surface on both sides
- Thermally fused 3mm PVC edge banding
- Pre-drilled holes for easy leg assembly
- Four 16-gauge steel legs mounted on a 12-gauge steel plate, fully coated with a durable powder coat finish
- Lower adjustable legs constructed of 16-gauge steel with a durable powder coat finish, tapped at 1" intervals for adjustment
- Nickel-plated nylon swivel glides standard
- UL GREENGUARD GOLD Certified



Table Tops Made in USA

## ORDER NOW

View desk configuration options and more online



### CURVE

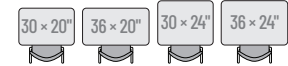


MODEL	DIMENSIONS
38-2291	28"W × 24"D



Shown with optional Book Box

### RECTANGLE



MODEL	DIMENSIONS
38-2223	30"W × 20"D
38-2220	36"W × 20"D
38-2229	30"W × 24"D
38-2224	36"W × 24"D

## OPTIONS


### TABLETOP LAMINATES




### DRY ERASE LAMINATES



### LEG COLORS



### EDGE BANDING COLORS\*



### LEG SIZES

**STANDARD LEG**  
adjust from 21" – 30"

**TODDLER LEG**  
adjust from 17" – 24"



\*Edge band color options vary depending on selected laminates. See page 96 for details.

HPL (High Pressure Laminate) available upon request. Must order a minimum of 25 units in the same color.

## ACCESSORIES (SOLD SEPARATELY)



Backpack Hook



Locking Casters



Book Box (Available in Black or Gray)



2-Sided Book Box



Wire Book Box



Makerspace Tray Mount Kit (Tray sold separately)





## CONTOUR



MODEL	DIMENSIONS
38-2310	28"W × 24"D



Shown with optional  
Makerspace Tray Mount  
Kit and Casters

## GEM



MODEL	DIMENSIONS
38-2271	29¾"W × 33½"D



## TRIANGLE



MODEL	DIMENSIONS
38-2272	41"W × 23"D



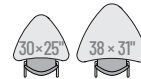
## FLARE



MODEL	DIMENSIONS
38-2274	30"W × 24"D



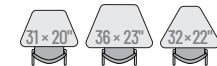
## CHEVRON



MODEL	DIMENSIONS
38-2290	38"W × 31"D
38-2292	30"W × 25"D

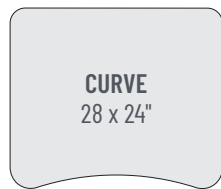


## TRAPEZOID



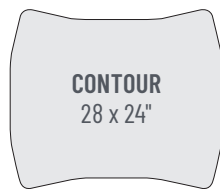
MODEL	DIMENSIONS
38-2283	31"W × 20"D
38-2284	36"W × 23"D
38-2285	32"W × 22"D

# DESK SHAPES & DIMENSIONS



**CURVE**  
28 x 24"

2291



**CONTOUR**  
28 x 24"

2310



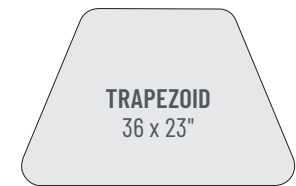
**TRAPEZOID**  
31 x 20"

2283



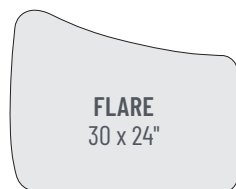
**TRAPEZOID**  
32 x 22"

2285



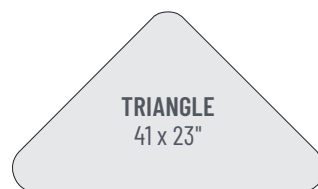
**TRAPEZOID**  
36 x 23"

2284



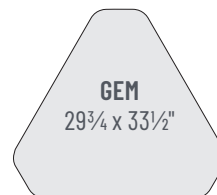
**FLARE**  
30 x 24"

2274



**TRIANGLE**  
41 x 23"

2272



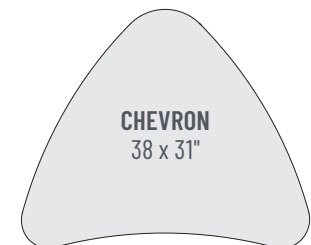
**GEM**  
29<sup>3</sup>/<sub>4</sub> x 33<sup>1</sup>/<sub>2</sub>"

2271



**CHEVRON**  
30 x 25"

2292



**CHEVRON**  
38 x 31"

2290



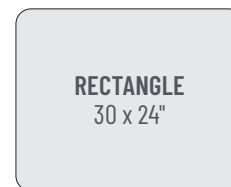
**RECTANGLE**  
30 x 20"

2223



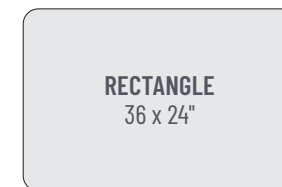
**RECTANGLE**  
36 x 20"

2220



**RECTANGLE**  
30 x 24"

2229



**RECTANGLE**  
36 x 24"

2224




# DESK LEG OPTIONS

All legs are available in Gray or Black powder coat finish



**PREMIER SERIES  
"A" LEG**

Adjust from  
32" – 42"




**PREMIER SERIES  
"B" LEG**

Adjust from  
21" – 31"



**APEX SERIES  
"A" LEG**

Adjust from  
21" – 30"



**APEX SERIES  
"B" LEG**

Adjust from  
17" – 24"

## NEW! CUE™ COLLECTION

This next-generation pneumatic desk and mobile podium gives you full control over how and where you engage. The podium detaches easily and rolls with you, so you can stand in front of your class, guide a small group, or collaborate one-on-one. When it's time to reconnect, the magnetic base locks back in place, transforming into a stable workspace.

### FEATURES

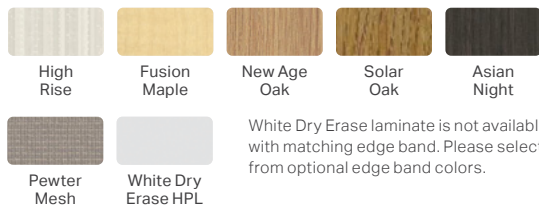
- Top constructed of 1½" particleboard with thermally fused melamine surface on both sides
- Thermally fused 3mm PVC edge banding
- Steel leg frame with black or gray powder coat finish
- Lever-activated pneumatic air cylinder raises or lowers desk and podium from 28" to 42" tabletop heights
- Integrated magnets provide secure connection of podium to either side of the desk
- 2½" locking swivel casters for easy mobility
- UL GREENGUARD GOLD Certified



### OPTIONS

#### TABLETOP/ MODESTY PANEL LAMINATES

Available with matching or colored edge banding




#### OPTIONAL COLOR EDGE BANDING



#### CABINET LAMINATES



#### LEG COLORS



See page 96 for more details.





## PNEUMATIC DESK

MODEL	DIMENSIONS
371306	60"W × 30"D × 28" – 42"H



## PNEUMATIC PODIUM

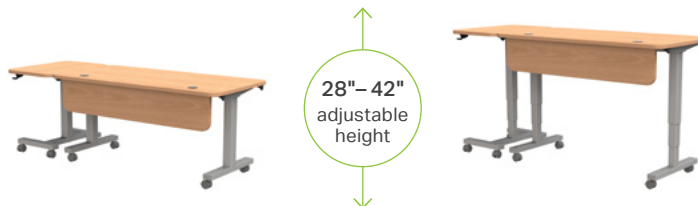
MODEL	DIMENSIONS
372104	30"W × 20"D × 28" – 42"H



Podium attaches to either side of desk with integrated magnet system



Pneumatic lift lever smoothly adjusts desk and podium heights



Pneumatic lift raises and lowers desk and podium from 28" to 42" heights.  
No power necessary and no messy cords.

## OPTIONAL STORAGE



### 2-DRAWER MOBILE CABINET

MODEL	DIMENSIONS
371708	16"W × 21.5"D × 24"H



### 3-DRAWER MOBILE CABINET

MODEL	DIMENSIONS
371710	16"W × 21.5"D × 28"H

Note: Desk height must be 31.5" or higher to fit 3-drawer cabinet underneath.



### PODIUM CABINET

MODEL	DIMENSIONS
371709	24"W × 10"D × 14"H

# INSTRUCTOR STATIONS

## FEATURES

- ¾" thick particleboard substrate with thermally fused laminate surface on both sides
- 3mm PVC edge banding
- 3" black heavy duty locking casters
- Engineering grade ABS plastic trays and guides
- Includes (3) 3" trays and (1) 9" file tray
- UL GREENGUARD GOLD Certified


## DOORS INCLUDE:

- 270° swing 5 knuckle institutional hinges
- Color-matched hardened plastic door handles
- Keyed door lock




## OPTIONS


### TABLETOP LAMINATES



### EDGE BANDING COLORS\*



### BASE CABINET LAMINATES



\*Table tops with matching edge banding included (excluding White Dry Erase). For additional edge banding options see page 97



## ACCESSORIES (SOLD SEPARATELY)



### OPTIONAL SLIDE OUT PENCIL DRAWER

Five compartment plastic tray with ball bearing steel slides

Model 98-1028





### LEFT SIDE CABINET TEACHER'S DESK

MODEL	DIMENSIONS
37-1304L-31	60"W × 29½"H × 30"D



### RIGHT SIDE CABINET TEACHER'S DESK


MODEL	DIMENSIONS
37-1304R-31	60"W × 29½"H × 30"D



### DUAL CABINET TEACHER'S DESK

MODEL	DIMENSIONS
37-1305-31	60"W × 29½"H × 30"D

Left side cabinet comes with (3) 3" storage trays and (1) 9" storage tray with glides



Right side cabinet has (2) adjustable shelves

# PREMIER™ SERIES

## FEATURES

- Top constructed of 1½" particleboard with thermally fused melamine surface on both sides
- Thermally fused 3mm PVC edge banding
- Pre-drilled holes for easy leg assembly
- Upper leg constructed of 16-gauge, 2" round steel mounted on a 12-gauge steel plate, fully coated with a powder coat finish
- Lower adjustable leg constructed of 16-gauge steel with a chrome-plated finish, tapped at 1" intervals for adjustment from (21"–31" heights)
- 16-gauge 1" square tubular steel stretcher attached to all tables 54" in length or longer
- Adjustable nylon glides allow for easy floor leveling
- UL GREENGUARD GOLD Certified




## OPTIONS


### TABLETOP LAMINATES




### DRY ERASE LAMINATES



### EDGE BANDING COLORS\*



### LEG COLORS



### LEG SIZES

**STANDING HEIGHT LEG**  
adjust from **32" – 42"**

**SITTING HEIGHT LEG**  
adjust from **21" – 31"**



## ACCESSORIES (SOLD SEPARATELY)



Backpack Hook



Book Box (Available in Black or Gray)



Locking Casters



2-Sided Book Box



### NEW! SECTION TABLE

MODEL	DIMENSIONS
43-2294	40"W × 30"D
43-2295	50"W × 35"D

## PRODUCT ENHANCEMENT



**STEEL SUPPORT BAR WITH BRACKETS**  
Attached to all tables 54" in length or longer



**HALF MOON**

MODEL	DIMENSIONS
43-2279	72"W × 36"D



**HEXAGON**

MODEL	DIMENSIONS
43-2254	54½"W × 48"D



**WAVE HALF ROUND**

MODEL	DIMENSIONS
43-2252	54"W × 30"D



**FLOWER**

MODEL	DIMENSIONS
43-2208	60"W × 60"D



**CLOVER**

MODEL	DIMENSIONS
43-2265	48"W × 48"D



**HALF ROUND**

MODEL	DIMENSIONS
43-2277	48"W × 24"D
43-2278	60"W × 30"D





## SCOOP

MODEL	DIMENSIONS
43-2296	48"W x 38"D



## VEER

MODEL	DIMENSIONS
43-2255	60"W x 30"D



## TRIAD

MODEL	DIMENSIONS
43-2264	48"W x 48"D



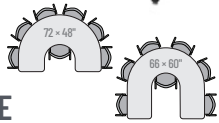

## DELTA

MODEL	DIMENSIONS
43-2251	60"W x 60"D



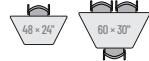
## RECTANGLE

MODEL	DIMENSIONS
43-2221	54"W x 20"D
43-2222	60"W x 20"D
43-2226	48"W x 24"D
43-2225	54"W x 24"D
43-2228	60"W x 24"D
43-2230	72"W x 24"D
43-2236	48"W x 30"D
43-2237	60"W x 30"D
43-2238	72"W x 30"D
43-2246	48"W x 36"D
43-2249	54"W x 36"D
43-2247	60"W x 36"D
43-2248	72"W x 36"D
43-2250	60"W x 42"D



## HORSESHOE

MODEL	DIMENSIONS
43-2227	72"W x 48"D
43-2270	66"W x 60"D



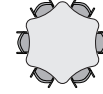
## TRAPEZOID

MODEL	DIMENSIONS
43-2276	48"W x 24"D
43-2287	60"W x 30"D



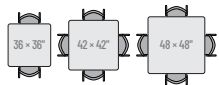
## 5-STAR

MODEL	DIMENSIONS
43-2280	48"W x 48"D
43-2281	60"W x 60"D



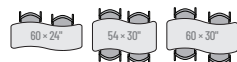
## 6-STAR

MODEL	DIMENSIONS
43-2282	60"W x 60"D



## SQUARE

MODEL	DIMENSIONS
43-2212	36"W x 36"D
43-2214	42"W x 42"D
43-2216	48"W x 48"D



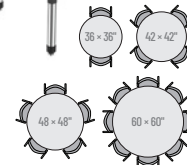
## WAVE

MODEL	DIMENSIONS
43-2257	60"W x 24"D
43-2258	54"W x 30"D
43-2259	60"W x 30"D



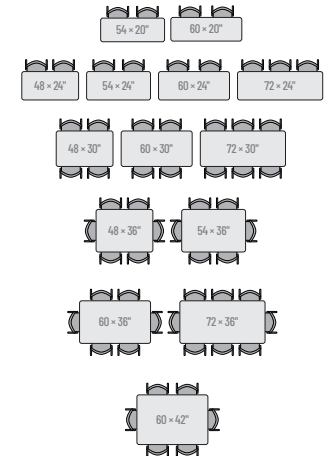
## KIDNEY

MODEL	DIMENSIONS
43-2267	72"W x 36"D
43-2268	72"W x 48"D



## ROUND

MODEL	DIMENSIONS
43-2244	36"W x 36"D
43-2245	42"W x 42"D
43-2266	48"W x 48"D
43-2207	60"W x 60"D



# APEX™ SERIES

## FEATURES

- Top constructed of 1½" particleboard with thermally fused melamine surface on both sides
- Thermally fused 3mm PVC edge banding
- Pre-drilled holes for easy leg assembly
- 16-gauge 1" square tubular steel stretcher attached to all tables 54" in length or longer
- Four 16-gauge steel legs mounted on a 12-gauge steel plate, fully coated with a durable powder coat finish
- Lower adjustable legs constructed of 16-gauge steel with a durable powder coat finish, tapped at 1" intervals for adjustment from 21" – 30" heights
- Nickel-plated nylon swivel glides standard
- UL GREENGUARD GOLD Certified

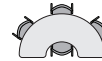


Table Tops Made in USA



### HALF MOON

MODEL	DIMENSIONS
38-2279	72"W × 36"D



### HEXAGON

MODEL	DIMENSIONS
38-2254	54½"W × 48"D



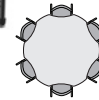
### WAVE HALF ROUND

MODEL	DIMENSIONS
38-2252	54"W × 30"D



### FLOWER

MODEL	DIMENSIONS
38-2208	60"W × 60"D



### CLOVER

MODEL	DIMENSIONS
38-2265	48"W × 48"D



### HALF ROUND

MODEL	DIMENSIONS
38-2277	48"W × 24"D
38-2278	60"W × 30"D



## OPTIONS


### TABLETOP LAMINATES




### DRY ERASE LAMINATES



### EDGE BANDING COLORS\*



### LEG COLORS



### LEG SIZES

**STANDARD LEG**  
adjust from 21" – 30"

**TODDLER LEG**  
adjust from 17" – 24"



## ACCESSORIES (SOLD SEPARATELY)



Backpack Hook



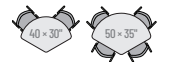
Book Box (Available in Black or Gray)



Locking Casters



2-Sided Book Box



### NEW! SECTION TABLE

MODEL	DIMENSIONS
38-2294	40"W × 30"D
38-2295	50"W × 35"D

## PRODUCT ENHANCEMENT



**STEEL SUPPORT BAR WITH BRACKETS**  
Attached to all tables 54" in length or longer

\*Edge band color options vary depending on selected laminates. See page 96 for details.

HPL (High Pressure Laminate) available upon request. Must order a minimum of 25 units in the same color.





## SCOOP

MODEL	DIMENSIONS
38-2296	48"W × 38"D



## VEER

MODEL	DIMENSIONS
38-2255	60"W × 30"D



## TRIAD

MODEL	DIMENSIONS
38-2264	48"W × 48"D



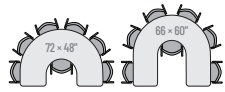
## DELTA

MODEL	DIMENSIONS
38-2251	60"W × 60"D



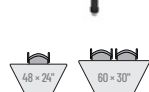
## RECTANGLE

MODEL	DIMENSIONS
38-2221	54"W × 20"D
38-2222	60"W × 20"D
38-2226	48"W × 24"D
38-2225	54"W × 24"D
38-2228	60"W × 24"D
38-2230	72"W × 24"D
38-2236	48"W × 30"D
38-2237	60"W × 30"D
38-2238	72"W × 30"D
38-2246	48"W × 36"D
38-2249	54"W × 36"D
38-2247	60"W × 36"D
38-2248	72"W × 36"D
38-2250	60"W × 42"D



## HORSESHOE

MODEL	DIMENSIONS
38-2227	72"W × 48"D
38-2270	66"W × 60"D



## TRAPEZOID

MODEL	DIMENSIONS
38-2276	48"W × 24"D
38-2287	60"W × 30"D



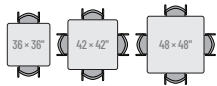
## 5-STAR

MODEL	DIMENSIONS
38-2280	48"W × 48"D
38-2281	60"W × 60"D



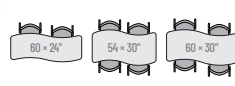
## 6-STAR

MODEL	DIMENSIONS
38-2282	60"W × 60"D



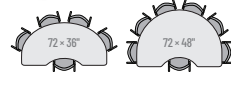
## SQUARE

MODEL	DIMENSIONS
38-2212	36"W × 36"D
38-2214	42"W × 42"D
38-2216	48"W × 48"D



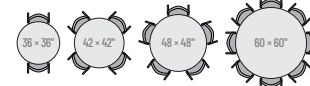
## WAVE

MODEL	DIMENSIONS
38-2257	60"W × 24"D
38-2258	54"W × 30"D
38-2259	60"W × 30"D



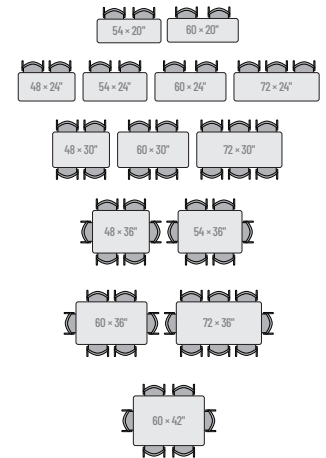
## KIDNEY

MODEL	DIMENSIONS
38-2267	72"W × 36"D
38-2268	72"W × 48"D



## ROUND

MODEL	DIMENSIONS
38-2244	36"W × 36"D
38-2245	42"W × 42"D
38-2266	48"W × 48"D
38-2207	60"W × 60"D



# MG2200 SERIES ACTIVITY TABLES

Marco MG2200 Series Activity Tables provide a heavy-duty all-purpose table for classrooms, meeting rooms and offices. The 3mm PVC edge banding eliminates a place for germs to hide unlike the conventional T-molding. Tables are available with either standard or toddler leg sizes.

## FEATURES

- Top constructed of 1½" particleboard with thermally fused melamine surface on both sides
- Thermally fused 3mm PVC edge banding
- Pre-drilled holes for easy leg assembly
- Upper leg constructed of 18-gauge, 1½" round steel welded to 16-gauge steel plate with ¼" diameter steel wire v-bracing
- Upper legs are fully coated with a powder coat finish
- Lower adjustable leg constructed of 18-gauge steel with a chrome-plated finish, tapped at 1" intervals for adjustment from (16"– 24" heights) or (21"– 30" heights)
- 16-gauge 1" square tubular steel stretcher attached to all tables 54" in length or longer
- Adjustable nylon glides allow for easy floor leveling
- UL GREENGUARD GOLD Certified

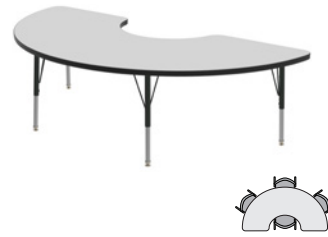


## PRODUCT ENHANCEMENT



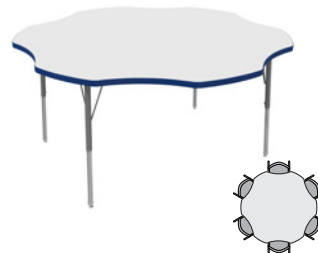
### STEEL SUPPORT BAR WITH BRACKETS

Attached to all tables 54" in length or longer



### HALF MOON

MODEL	DIMENSIONS
MG2279	72"W × 36"D



### FLOWER

MODEL	DIMENSIONS
MG2208	60"W × 60"D




### HEXAGON

MODEL	DIMENSIONS
MG2254	54½"W × 48"D



### CLOVER

MODEL	DIMENSIONS
MG2265	48"W × 48"D



### WAVE HALF ROUND

MODEL	DIMENSIONS
MG2252	54"W × 30"D



### HALF ROUND

MODEL	DIMENSIONS
MG2277	48"W × 24"D
MG2278	60"W × 30"D



### NEW! SECTION TABLE


MODEL	DIMENSIONS
MG2294	40"W × 30"D
MG2295	50"W × 35"D

## OPTIONS

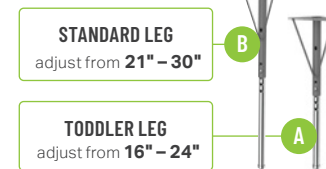
### TABLETOP LAMINATES



### LEG COLORS



### LEG SIZES



### DRY ERASE LAMINATES



### EDGE BANDING COLORS\*



\*Edge band color options vary depending on selected laminates. See page 97 for details.

HPL (High Pressure Laminate) available upon request. Must order a minimum of 25 units in the same color.



## SCOOP

MODEL	DIMENSIONS
MG2296	48"W × 38"D



## VEER

MODEL	DIMENSIONS
MG2255	60"W × 30"D



## TRIAD

MODEL	DIMENSIONS
MG2264	48"W × 48"D



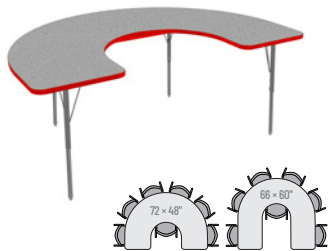
## DELTA

MODEL	DIMENSIONS
MG2251	60"W × 60"D




## RECTANGLE

MODEL	DIMENSIONS
MG2221	54"W × 20"D
MG2222	60"W × 20"D
MG2224	36"W × 24"D
MG2226	48"W × 24"D
MG2225	54"W × 24"D
MG2228	60"W × 24"D
MG2230	72"W × 24"D
MG2236	48"W × 30"D
MG2237	60"W × 30"D
MG2238	72"W × 30"D
MG2246	48"W × 36"D
MG2249	54"W × 36"D
MG2247	60"W × 36"D
MG2248	72"W × 36"D
MG2250	60"W × 42"D



## HORSESHOE

MODEL	DIMENSIONS
MG2227	72"W × 48"D
MG2270	66"W × 60"D




## TRAPEZOID

MODEL	DIMENSIONS
MG2276	48"W × 24"D
MG2287	60"W × 30"D




## 5-STAR

MODEL	DIMENSIONS
MG2280	48"W × 48"D
MG2281	60"W × 60"D



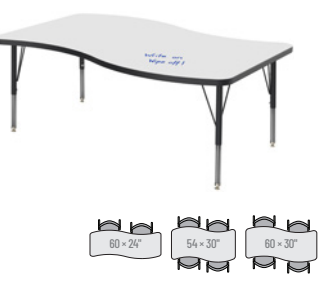
## 6-STAR

MODEL	DIMENSIONS
MG2282	60"W × 60"D



## SQUARE

MODEL	DIMENSIONS
MG2212	36"W × 36"D
MG2214	42"W × 42"D
MG2216	48"W × 48"D



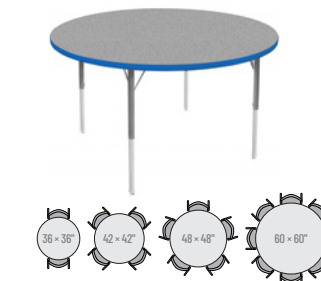
## WAVE

MODEL	DIMENSIONS
MG2257	60"W × 24"D
MG2258	54"W × 30"D
MG2259	60"W × 30"D



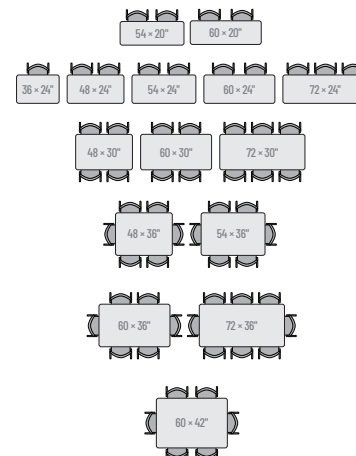
## KIDNEY

MODEL	DIMENSIONS
MG2267	72"W × 36"D
MG2268	72"W × 48"D



## ROUND

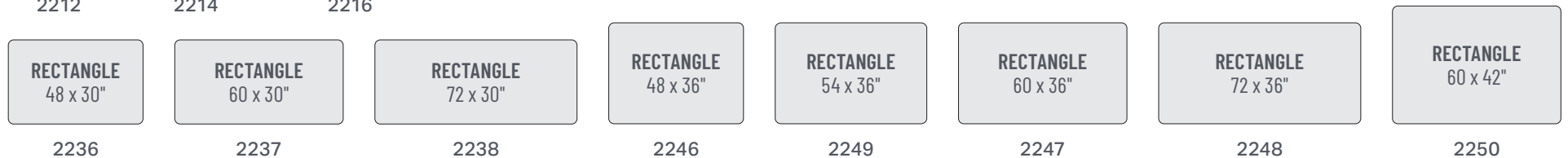
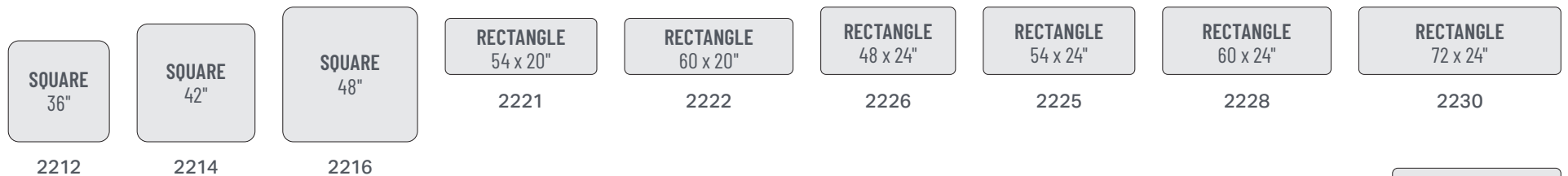
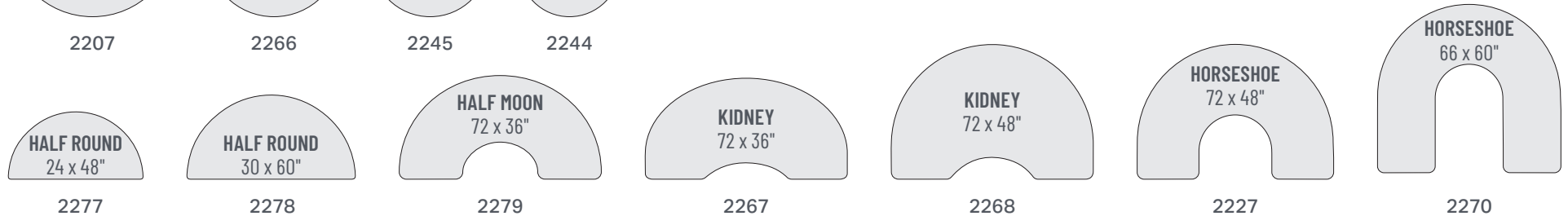
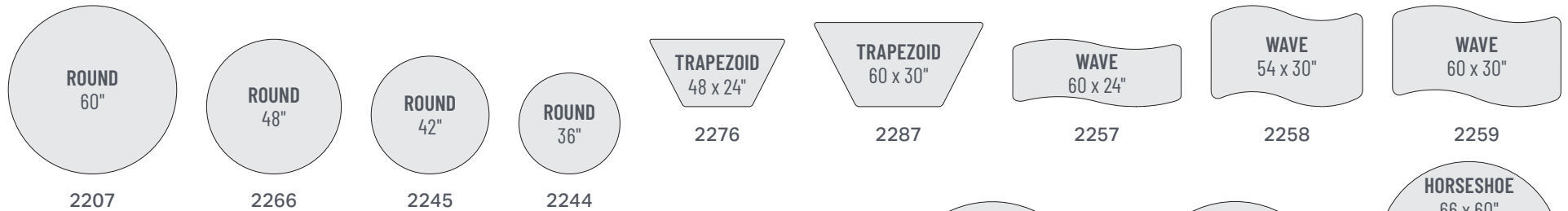
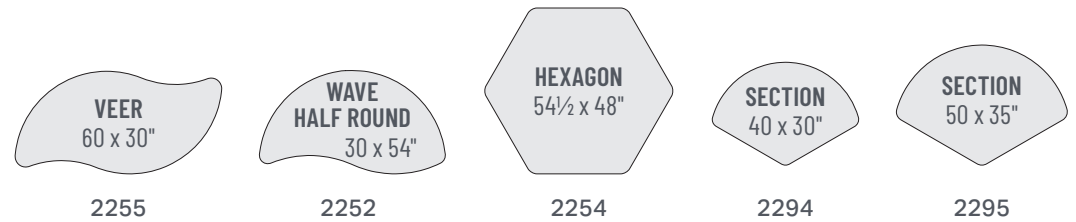
MODEL	DIMENSIONS
MG2244	36"W × 36"D
MG2245	42"W × 42"D
MG2266	48"W × 48"D
MG2207	60"W × 60"D





# ACTIVITY TABLES

## SHAPES & DIMENSIONS



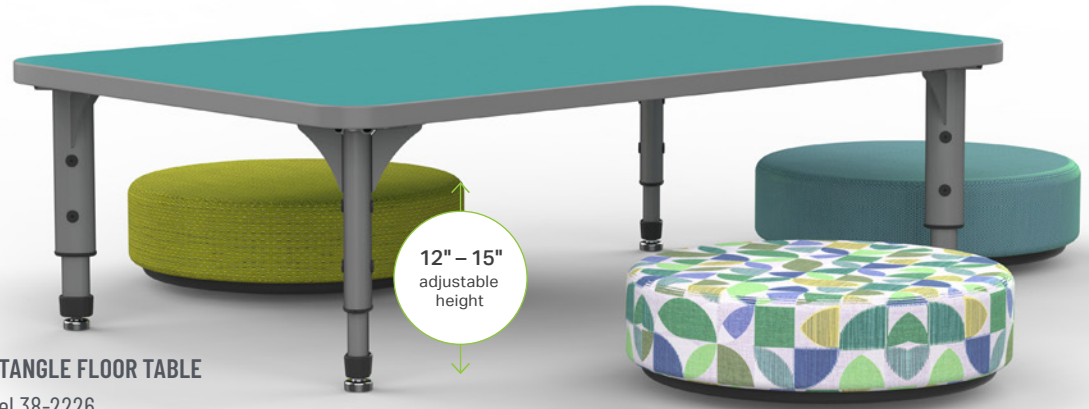
# FLOOR TABLES

Tables designed as a flexible seating option for the classroom. The Floor Table allows students to sit and learn in a more relaxed, comfortable position than a traditional height table and chair. Our Sonik® Floor Rockers are the perfect seating option to go with the Floor Table.

## RECTANGLE FLOOR TABLE

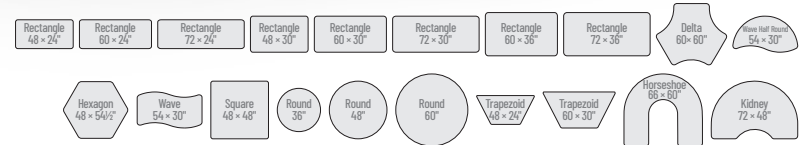
Model 38-2226

Shown with Ocean Dry Erase tabletop and Gray edge banding and Sonik® Floor Rockers



## FEATURES

- Top constructed of 1½" particleboard with thermally fused melamine surface on both sides
- Thermally fused 3mm PVC edge banding
- 16-gauge 1" square tubular steel stretcher with all tables 54" in length or longer
- Four 16-gauge steel legs mounted on a 12-gauge steel plate, fully coated with a durable powder coat finish
- Lower adjustable legs constructed of 16-gauge steel with a durable powder coat finish, tapped at 1" intervals for adjustment from 12" – 15" heights
- Nickel-plated nylon swivel glides standard
- UL GREENGUARD GOLD Certified



## OPTIONS

### TABLETOP LAMINATES



### DRY ERASE LAMINATES



### LEG COLOR



### EDGE BANDING COLORS\*



\*Edge band color options vary depending on selected laminates. See page 96 for details.

HPL (High Pressure Laminate) available upon request. Must order a minimum of 25 units in the same color.

MODEL	SHAPE	DIMENSIONS
38-2226	Rectangle	48"W x 24"D
38-2228	Rectangle	60"W x 24"D
38-2230	Rectangle	72"W x 24"D
38-2236	Rectangle	48"W x 30"D
38-2237	Rectangle	60"W x 30"D
38-2238	Rectangle	72"W x 30"D
38-2247	Rectangle	60"W x 36"D
38-2248	Rectangle	72"W x 36"D
38-2251	Delta	60"W x 60"D
38-2252	Wave Half Round	54"W x 30"D
38-2254	Hexagon	48"W x 54½"D
38-2258	Wave	54"W x 30"D
38-2216	Square	48"W x 48"D
38-2244	Round	36"W x 36"D
38-2266	Round	48"W x 48"D
38-2207	Round	60"W x 60"D
38-2276	Trapezoid	48"W x 24"D
38-2287	Trapezoid	60"W x 30"D
38-2270	Horseshoe	66"W x 60"D
38-2268	Kidney	72"W x 48"D

## PRODUCT ENHANCEMENT



### STEEL SUPPORT BAR WITH BRACKETS

Attached to all tables 54" in length or longer

# TABLE LEG OPTIONS

All legs are available in Gray or Black powder coat finish  
(except Apex Series "C" leg)



**PREMIER SERIES  
"A" LEG**

Adjust from  
32" – 42"



**PREMIER SERIES  
"B" LEG**

Adjust from  
21" – 31"



**APEX SERIES  
"A" LEG**

Adjust from  
21" – 30"



**APEX SERIES  
"B" LEG**

Adjust from  
17" – 24"



**APEX SERIES  
"C" LEG**

Adjust from  
12" – 15"

(Floor Table Leg  
Only available in Gray)



**MG SERIES  
"A" LEG**

Adjust from  
16" – 24"



**MG SERIES  
"B" LEG**

Adjust from  
21" – 30"



# NEW! DISCOVERY™ WORKSTATIONS

## FEATURES

- Designed for STEM/STEAM activities
- Top constructed of 1½" particleboard with thermally fused melamine surface on both sides
- Base constructed of ¾" particleboard with thermally fused melamine surface on both sides
- Thermally fused 3mm PVC edge banding
- Four keyed door locks
- 42" model includes (4) open compartment shelves
- Engineering grade ABS plastic trays and guides
- Twelve 3" trays and four 9" trays
- Hardened plastic door handles
- 4" black heavy-duty locking casters
- UL GREENGUARD GOLD Certified



Model 42A61042 with  
New Age Oak finish.  
Seating not included.



Model 42A61030  
with High Rise table top  
and Pewter Mesh base.  
Seating not included.

MODEL	DESCRIPTION	DIMENSIONS
42A61042	42" Height Workstation	56"W × 56"D × 42"H
42A61030	31" Height Workstation	56"W × 56"D × 31"H




## LAMINATES

### TABLETOP LAMINATES



### BASE LAMINATES



\*White Dry Erase laminate is not available with matching edge band. Please select from black or gray edge band colors.

## ACCESSORIES (SOLD SEPARATELY)



### POP-UP POWER MODULE

Has 2-AC Outlets and 2-USB Ports

## NEW! MEETING TABLES

### FEATURES

#### TABLETOPS:

- Available in two tabletop shapes with two size options
- Top constructed of 1½" particleboard with thermally fused melamine surface on both sides
- 3mm PVC edge banding
- UL GREENGUARD GOLD Certified

#### 3 BASE OPTIONS:

- H-base constructed of 1½" particleboard with thermally fused melamine surface
- Metal T-base constructed of square steel tubing with black powder coat finish
- Metal A-base constructed of square steel tubing with black powder coat finish

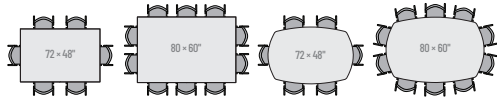


Table Tops Made in USA



Shown with Apex™ Series Gas Lift Task Chair




### H-BASE TABLE


MODEL	SHAPE	DIMENSIONS
42A10630	Rectangle	72"W × 48"D
42A20630	Rectangle	80"W × 60"D
42A30630	Oval	72"W × 48"D
42A40630	Oval	80"W × 60"D

### OPTIONS

#### TABLETOP LAMINATES



#### METAL LEG COLORS



### ACCESSORIES



#### OPTIONAL POWER MODULE WITH 3-AC OUTLETS AND 2-USB PORTS

Module has a 10 foot power cord and Overload protection with reset switch.

Due to pattern scale and color variations in computer monitors and printers, we recommend you view actual samples before making surface material selections.

Meeting tables are not returnable.



Rectangle tabletop shown here with Asian Night laminate

## METAL T-BASE TABLE

MODEL	SHAPE	DIMENSIONS
42A10730	Rectangle	72"W × 48"D
42A30730	Oval	72"W × 48"D



## METAL A-BASE TABLE

MODEL	SHAPE	DIMENSIONS
42A10830	Rectangle	72"W × 48"D
42A30830	Oval	72"W × 48"D



Oval tabletop shown here with New Age Oak laminate



# MULTIMEDIA TABLES

## FEATURES


- Top constructed of 1½" particleboard with thermally fused melamine surface on both sides
- Thermally fused 3mm PVC edge banding
- Upper leg constructed of 16-gauge round steel mounted on a 12-gauge steel plate, fully coated with a powder coat finish
- Lower adjustable leg constructed of 16-gauge steel with a chrome-plated finish, tapped at 1" intervals for adjustment from (21"– 31" heights) or (32"– 42" heights)
- 16-gauge 1" square tubular steel stretcher with all tables 54" in length or longer
- Adjustable nylon glides allow for easy floor leveling
- UL GREENGUARD GOLD Certified



MODEL	DESCRIPTION	DIMENSIONS
43-2260-xx-Bxx	Short legs	48"W x 60"D
43-2260-Pxx-Bxx	w/ Outlet; short legs	48"W x 60"D
43-2260-xx-Axx	Tall legs	48"W x 60"D
43-2260-Pxx-Axx	w/ Outlet; tall legs	48"W x 60"D
43-2261-xx-Bxx	Short legs	60"W x 72"D
43-2261-Pxx-Bxx	w/ Outlet; short legs	60"W x 72"D
43-2261-xx-Axx	Tall legs	60"W x 72"D
43-2261-Pxx-Axx	w/ Outlet; tall legs	60"W x 72"D

## OPTIONS

### TABLETOP LAMINATES




### DRY ERASE LAMINATES



### EDGE BANDING COLORS\*



### LEG COLORS



### LEG SIZES

**STANDING HEIGHT LEG**  
adjust from **32" – 42"**

**SITTING HEIGHT LEG**  
adjust from **21" – 31"**



## ACCESSORIES



### OPTIONAL POWER MODULE WITH 3-AC OUTLETS AND 2-USB PORTS

Module has a 10 foot power cord and Overload protection with reset switch.

## PRODUCT ENHANCEMENT



### STEEL SUPPORT BAR WITH BRACKETS

Attached to all tables 54" in length or longer.

\*Edge band color options vary depending on selected laminates. See page 96 for details.  
HPL (High Pressure Laminate) available upon request. Must order a minimum of 25 units in the same color.

# NEW! T-LEG DESKS & TABLES

## FEATURES

- Top constructed of 1½" particleboard with thermally fused melamine surface on both sides
- 3mm PVC edge banding
- Pre-drilled holes for easy leg assembly
- Upper legs are fully coated with a powder coat finish
- Lower adjustable legs are chrome-plated and tapped at 1" intervals for adjustment from (22"–30" heights)
- Adjustable nylon glides allow for easy floor leveling
- UL GREENGUARD GOLD Certified



Table Tops  
Made in USA

## OPTIONS

### TABLETOP LAMINATES



High Rise

Fusion Maple

Weathered Teak

New Age Oak

Solar Oak



Wild Cherry

Boardwalk Oak

Asian Night

Gray Nebula

Pewter Mesh

### DRY ERASE LAMINATES



Glacier White

Inspid

Mirage

Evergreen Mist

Ocean

Tsunami

White Dry Erase HPL


### LEG COLORS



Black

Gray

### EDGE BANDING COLORS\*



Black

Gray

Navy

Blue

Apple

Red

Blueberry

Orange

Purple



Shown with  
Apex™ Series  
Stacking Chairs

36" x 24"	48" x 24"	60" x 24"	72" x 24"
36" x 30"	48" x 30"	60" x 30"	72" x 30"
36" x 36"	48" x 36"	60" x 36"	72" x 36"

MODEL	DIMENSIONS
42240530	36"W x 24"D
42260530	48"W x 24"D
42280530	60"W x 24"D
42300530	72"W x 24"D
42350530	36"W x 30"D
42360530	48"W x 30"D
42370530	60"W x 30"D
42380530	72"W x 30"D
42120530	36"W x 36"D
42460530	48"W x 36"D
42470530	60"W x 36"D
42480530	72"W x 36"D

\*Edge band color options vary depending on selected laminates. See page 96 for details.

HPL (High Pressure Laminate) available upon request. Must order a minimum of 25 units in the same color.

# FLIP & NEST TRAINING TABLES

The versatility and mobility of the Flip and Nest table makes it the perfect addition for training or meeting rooms. Simply flip the top for easy storage. Legs are 2" diameter, 14-gauge steel and are available in a gray or black powdercoat finish. Comes with 2" locking casters.

## FEATURES

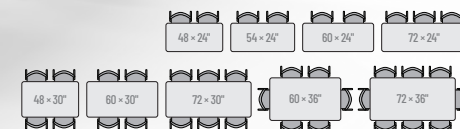
- Access latch from either end of the top for a quick flip and roll
- Compact nesting minimizes storage space to only 4 3/8" per table.
- Positive lock in both the vertical and horizontal position
- Secure from accidental release during use
- UL GREENGUARD GOLD Certified



Table Tops  
Made in USA



Tables nest together with only 4 3/8" between each table.



## OPTIONS

### TABLETOP LAMINATES



### DRY ERASE LAMINATES



### EDGE BANDING COLORS\*



### LEG COLORS



MODEL	DIMENSIONS
42260429	48"W x 24"D
42250429	54"W x 24"D
42280429	60"W x 24"D
42300429	72"W x 24"D
42360429	48"W x 30"D
42370429	60"W x 30"D
42380429	72"W x 30"D
42470429	60"W x 36"D
42480429	72"W x 36"D

\*Edge band color options vary depending on selected laminates. See page 96 for details.

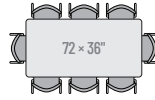
HPL (High Pressure Laminate) available upon request. Must order a minimum of 25 units in the same color.



# CAFÉ TABLES

## FEATURES

- Top constructed of 1½" particleboard with thermally fused melamine surface on both sides
- Thermally fused 3mm PVC edge banding
- Base columns are 16-gauge steel 3" diameter with a gray powder coat finish
- Round gray powder coated base with adjustable leveling glides
- UL GREENGUARD GOLD Certified



## DUAL BASE CAFÉ TABLES

Dual steel bases have adjustable feet to help stabilize on uneven floor surfaces. Tables are available in 29" or 42" table heights.

MODEL	SHAPE	DIMENSIONS
MG2548-xx-229GY	Rectangle	72"W × 36"D × 29"H
MG2548-xx-242GY	Rectangle	72"W × 36"D × 42"H



Shown with  
Apex™ Series  
Adjustable Stools

## OPTIONS


### TABLETOP LAMINATES



### DRY ERASE LAMINATES



### BASE COLOR



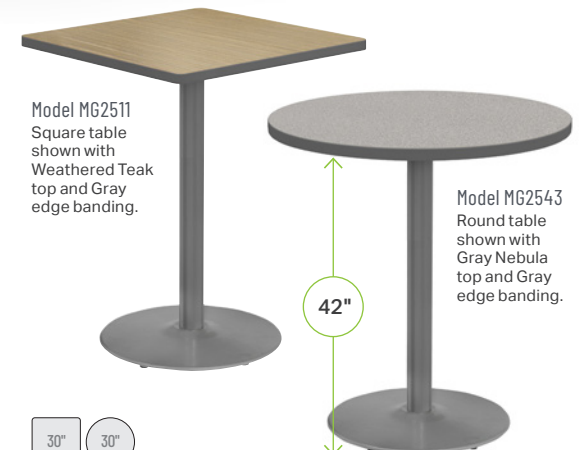
### EDGE BANDING COLORS\*



## SITTING HEIGHT CAFÉ TABLES

Tables come in 30" or 36" diameter round or square tabletops. Tables stand 29" tall.

MODEL	SHAPE	DIMENSIONS
MG2543-xx-229GY	30" Round	30"W × 30"D × 29"H
MG2544-xx-229GY	36" Round	36"W × 36"D × 29"H
MG2511-xx-229GY	30" Square	30"W × 30"D × 29"H
MG2512-xx-229GY	36" Square	36"W × 36"D × 29"H



## STANDING HEIGHT CAFÉ TABLES

Tables come in 30" diameter round or square tabletops. Tables stand 42" tall.

MODEL	SHAPE	DIMENSIONS
MG2543-xx-242GY	30" Round	30"W × 30"D × 42"H
MG2511-xx-242GY	30" Square	30"W × 30"D × 42"H

\*Edge band color options vary depending on selected laminates. See page 96 for details.

HPL (High Pressure Laminate) available upon request. Must order a minimum of 25 units in the same color.






ART EXHIBIT WINNERS



ELEMENTS OF  
ART  
LINE  
COLOR  
SHAPE  
FORM





# ROOM DIVIDER

Our Room Dividers are great for creating privacy and seclusion along with noise control for improved group discussions within the same room. The divider panels can have all the same color, or you can combine multiple color panels to promote school colors or to match with classroom themes. The panels are also perfect to use as bulletin boards for announcements or showcasing students' work.

## FEATURES

- Dimensions: 46.25"W x 19.78"D x 78.67"H
- Lightweight acoustic panels are made of 100% PET material
- Steel frame and legs have a gray powder coat finish
- Locking swivel casters for easy mobility



### ORDER NOW

(888) 627-2601

[orders@madebymarco.net](mailto:orders@madebymarco.net)




order online




## OPTIONS

### STANDARD COLORS



### SPECIAL ORDER COLORS (Minimum order required)





# 04 STORAGE & ORGANIZATION

Need a place for stuff? Marco has you covered! Our storage offerings range from mobile classroom workstations and cubbie carts to bookcases and band storage. All storage and organization products are built with longevity and durability in mind. Our expansive line of mobile storage products provide maximum convenience and adaptability for educators wishing to fully utilize their learning spaces. We have grown our storage and organization lines to meet the expanding needs of educators from the classroom to the bandroom.

## ORDER NOW

 (888) 627-2601

 [orders@madebymarco.net](mailto:orders@madebymarco.net)



order online









# HORIZON™ TEACHER'S MOBILE WORKSTATION

## FEATURES

- Dry erase riser tabletop with cord management
- ¾" thick particleboard substrate with thermally fused laminate surface on both sides
- 3mm PVC edge banding
- ¾" white dry erase back panel
- Steel frame support tubes with caster mounts
- 3" black heavy duty locking casters
- Power module with 3 AC outlets, 2 USB ports and 8-foot cord
- (2) adjustable shelves for convenient storage
- Engineering grade ABS plastic trays and guides
- (7) 3-inch trays, (1) 6-inch tray and (1) 9-inch tray with file frame insert
- UL GREENGUARD GOLD Certified
- 5 knuckle institutional hinges
- Keyed door lock
- Color-matched hardened plastic door handles




## OPTIONS

### LAMINATES



### EDGE BANDING COLORS\*

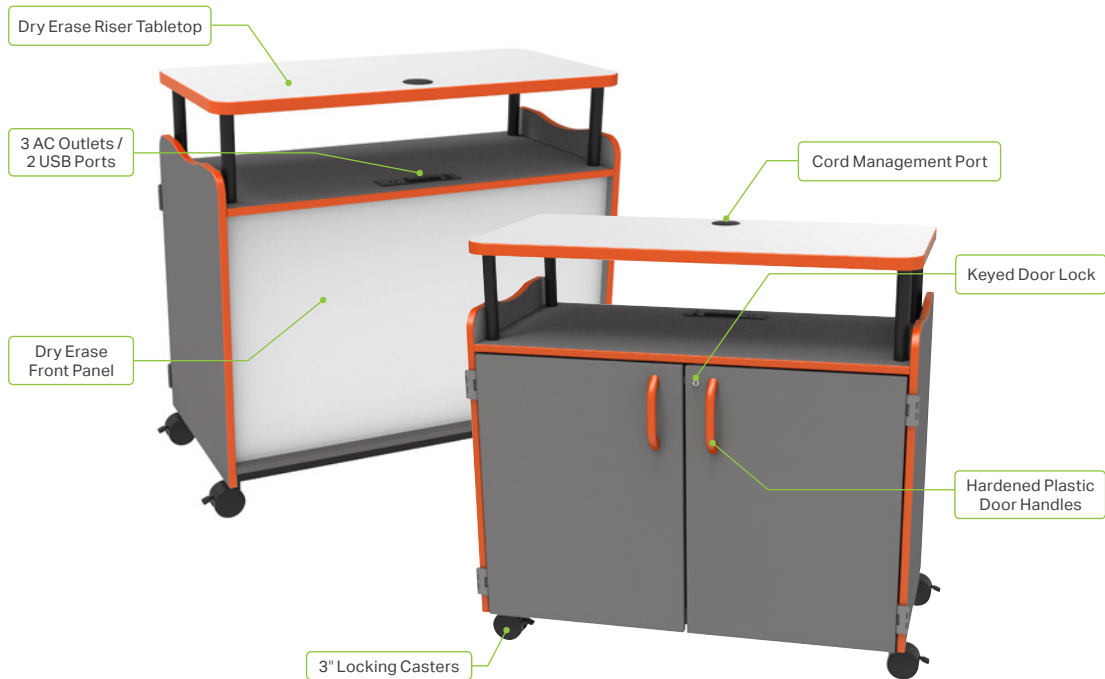


\*Edge band color options vary depending on selected laminates. See page 98 for details.





Model 39-11005-4M



Model 39-11010-4M

Optional model with 6 adjustable shelves instead of plastic trays.

# HORIZON™ MOBILE STORAGE CARTS

## FEATURES

- Engineering grade ABS trays and guides
- ABS plastic top with recessed storage and tray holder
- ¾" thick particleboard substrate with thermally fused laminate surface on both sides
- ¾" white dry erase back panel
- 3mm PVC edge banding
- Steel frame support tubes with caster mounts
- 3" black heavy duty locking casters
- UL GREENGUARD GOLD Certified

## UNITS WITH DOORS:

- 5 knuckle institutional hinges
- Keyed door lock
- Color-matched hardened plastic door handles


Horizon Mobile Storage Carts are not returnable.



## ACCESSORIES (SOLD SEPARATELY)



Clear storage trays available in 3 sizes: 3", 6" and 9" heights



Storage divider tray inserts available in 5 different styles



## OPTIONS

### LAMINATES



### EDGE BANDING COLORS\*



\*Edge band color options vary depending on selected laminates. See page 98 for details.



Model 39-11004



Model 39-11002



Model 39-11003



Plastic top shown with storage options



Locking doors available with color-matched handles

MODEL #	DESCRIPTION	DIMENSIONS
39-11002-0	12 Tray Cart (no doors)	28¼"W × 33"H × 21"D
39-11002-4	12 Tray Cart (w/ doors)	28¾"W × 33"H × 21¼"D
39-11003-0	18 Tray Cart (no doors)	41¼"W × 33"H × 21"D
39-11003-4	18 Tray Cart (w/ doors)	41¾"W × 33"H × 21¼"D
39-11004-0	24 Tray Cart (no doors)	41¼"W × 41"H × 21"D
39-11004-4	24 Tray Cart (w/ doors)	41¾"W × 41"H × 21¼"D



White dry erase back panel



# NEW! SUMMIT™ MOBILE STORAGE CARTS

## FEATURES

- Engineering grade ABS trays and guides
- ¾" thick particleboard substrate with thermally fused laminate surface on both sides
- 3mm PVC edge banding
- ¾" white dry erase back panel
- Steel frame support tubes with caster mounts
- 4" black heavy duty locking casters
- UL GREENGUARD GOLD Certified

## UNITS WITH DOORS:

- 5 knuckle institutional hinges
- Keyed door lock
- Black hardened plastic door handles



## LAMINATES



High Rise

Fusion Maple

New Age Oak

Solar Oak



Wild Apple

Brighton Walnut

Asian Night

Pewter Mesh



London Gray

Storm Gray

Black

30-Tray

39-Tray

48-Tray

18-Tray

15-Tray

White dry erase back panel

Locking doors available with black handles

## ACCESSORIES (SOLD SEPARATELY)



Clear storage trays available in 3 sizes: 3", 6" and 9" heights



Storage divider tray inserts available in 5 different styles

MODEL #	DESCRIPTION	DIMENSIONS
39-11017-0	15 Tray Cart (no doors)	41⅜"W × 26½"H × 21"D
39-11017-4	15 Tray Cart (w/ doors)	41¾"W × 26½"H × 21¼"D
39-11018-0	18 Tray Cart (no doors)	41⅝"W × 30¼"H × 21"D
39-11018-4	18 Tray Cart (w/ doors)	41¾"W × 30¼"H × 21¼"D
39-11016-0	30 Tray Cart (no doors)	41⅝"W × 45½"H × 21"D
39-11016-4	30 Tray Cart (w/ doors)	41¾"W × 45½"H × 21¼"D
39-11019-0	39 Tray Cart (no doors)	41⅝"W × 57"H × 21"D
39-11019-4	39 Tray Cart (w/ doors)	41¾"W × 57"H × 21¼"D
39-11015-0	48 Tray Cart (no doors)	41⅝"W × 68½"H × 21"D
39-11015-4	48 Tray Cart (w/ doors)	41¾"W × 68½"H × 21¼"D

# HORIZON™ LECTERN CART

Model 39-11008

## FEATURES

- Riser tabletop with dry erase surface, provides writing surface with shelf storage below
- ¾" thick particleboard substrate with thermally fused laminate surface on both sides
- 3mm PVC edge banding
- Steel frame support tubes with caster mounts
- 3" black heavy duty locking casters
- Engineering grade ABS plastic trays and guides
- (4) 3-inch trays and (2) 6-inch trays
- UL GREENGUARD GOLD Certified

## UNITS WITH DOORS:

- 5 knuckle institutional hinges
- Keyed door lock
- Color-matched hardened plastic door handles



## OPTIONS

### LAMINATES



### EDGE BANDING COLORS\*



\*Edge band color options vary depending on selected laminates. See page 98 for details.

# HORIZON™ 3D PRINTER CART

Model 39-11009

## FEATURES

- Riser tabletop for 3D printer and laptop
- ¾" thick particleboard substrate with thermally fused laminate surface on both sides
- 3mm PVC edge banding
- Steel frame support tubes with caster mounts
- 3" black heavy duty locking casters
- (8) 3D filament spool hangers
- Engineering grade ABS plastic trays and guides
- (4) 3-inch trays and (1) 6-inch tray
- UL GREENGUARD GOLD Certified

## UNITS WITH DOORS:

- 5 knuckle institutional hinges
- Keyed door lock
- Color-matched hardened plastic door handles



Props not included.

## OPTIONS

### LAMINATES



### EDGE BANDING COLORS\*



\*Edge band color options vary depending on selected laminates. See page 98 for details.



# HORIZON™ CUBBIE CART

Model 39-11007

## FEATURES

- Thermoformed ABS plastic top with recessed storage and tray holder
- ¾" thick particleboard substrate with thermally fused laminate surface on both sides
- ¾" white dry erase back panel
- 3mm PVC edge banding
- Steel frame support tubes with caster mounts
- 3" black heavy duty locking casters
- (6) adjustable shelves for convenient storage
- UL GREENGUARD GOLD Certified

## UNITS WITH DOORS:

- 5 knuckle institutional hinges
- Keyed door lock
- Color-matched hardened plastic door handles



## OPTIONS

### LAMINATES



### EDGE BANDING COLORS\*



\*Edge band color options vary depending on selected laminates. See page 98 for details.



# 12-CUBBIE STORAGE

Our new 12-Cubbie Storage units feature large cubbies for organizing backpacks or learning materials with room to spare. A great solution to any classroom needing improved organizational storage. Available with or without casters.

## FEATURES

- ¾" thick particleboard substrate with thermally fused laminate surface on both sides
- 3mm PVC edge banding
- Steel frame support tubes with caster mounts
- 3" black heavy duty locking casters
- UL GREENGUARD GOLD Certified

12-Cubbie Storage are not returnable.




## OPTIONS


### LAMINATES



### EDGE BANDING COLORS\*




\*Edge band color options vary depending on selected laminates. See page 98 for details.



Model 39-13001

Adjustable levelers with non-mobile units



Interior cubbie dimensions:  
12.7"W × 15"H × 22"D

Model 39-11006

# CUSHION CADDIES

Floor Rocker Cushion Caddies solve storage for multiple Floor Rocker seats, allowing for maximum space utilization. Cushion Caddies are available in two sizes: single, which holds up to six caddies, and double, which holds up to twelve caddies. Each Floor Rocker Cushion Caddy is featured in Storm Gray with matching edge banding.

## FEATURES

- Side panels: ¾" thick particleboard with thermally fused laminate surface on both sides
- Base: 1" thick particleboard with thermally fused laminate on both sides
- Black plastic handles at each end for easy moving
- Open slot allows cushions to roll through on edge
- 3" black heavy duty locking casters
- 3mm PVC edge banding
- Marblock connectors
- UL GREENGUARD GOLD Certified



Model L003-24



Model L002-24



MODEL	DESCRIPTION	DIMENSIONS
L002-24	Holds 12 Floor Rockers	42"W × 20"D × 39½"H
L003-24	Holds 6 Floor Rockers	23"W × 20"D × 39½"H



## 05 LIBRARY

Discover the elegance and functionality of Marco's furnishings, designed to transform your library into an inviting haven for readers and researchers alike. Our bookcase offerings cater to every need, featuring both stationary and mobile options, along with our innovative curved models to create unique reading layouts. Marco's tables, chairs, and soft seating solutions are crafted to enhance any library's aesthetic. Complete your library's transformation with our new modular circulation desk. Its versatile design offers a sophisticated and functional solution for your library's service area, providing a perfect finishing touch to your space. Elevate your library with Marco, where quality and innovation meet to create the ultimate reading experience.

### ORDER NOW

 (888) 627-2601

 [orders@madebymarco.net](mailto:orders@madebymarco.net)



order online









# NEW! MODULAR CIRCULATION DESK

## FEATURES

- Constructed of 1" particleboard with thermally fused melamine surface on both sides
- Thermally fused 3mm PVC edge banding
- Steel leg frames are powder coated with a black finish
- European style door hinges
- Hardened plastic door handles
- 3" black heavy-duty locking casters
- UL GREENGUARD GOLD Certified



## LAMINATES



High Rise

Fusion Maple

New Age Oak

Solar Oak



Wild Apple

Brighton Walnut

Asian Night

Pewter Mesh



London Gray

Storm Gray

Black







1

## STANDING DESK

MODEL	DIMENSIONS
371310	48"W × 40"H × 30"D

- Desk suitable for standing or stool height chairs



2

## STORAGE STATION

MODEL	DIMENSIONS
371307	48"W × 40"H × 30"D

- Two upper open shelves
- Two lower compartments with doors
- Raised privacy shelf top

Storage Station also available without shelf top (Model 371308).



3

## CORNER STATION

MODEL	DIMENSIONS
371311	40"W × 30"H × 40"D

- Front has multiple shelves for showcasing books and more
- Large open storage area



4

## BOOK CART

MODEL	DIMENSIONS
371309	24"W × 30"H × 30"D

- Open slot in front for book drop
- Book cart has 4 casters for easy mobility



5

## SITTING DESK

MODEL	DIMENSIONS
371312	47.6"W × 30"H × 30"D

- Desk suitable for sitting height chairs

# CURVED MOBILE BOOKCASES


Our curved mobile bookcases will add a unique, contemporary style to your reading space. The mobile design allows for easy transformation to accommodate different room layouts. Models are available with shelves on one or both sides and come in three different cabinet heights to choose from. With matching laminates on the front, back and inside, this bookcase is aesthetically pleasing from any angle.

## FEATURES

- Thermally fused melamine construction
- Compartment shelves are 1" thick to reduce sagging
- 3mm PVC edge banding
- 3" black heavy duty locking casters
- UL GREENGUARD GOLD Certified
- Patent Pending



## LAMINATES



Due to pattern scale and color variations in computer monitors and printers, we recommend you view actual samples before making surface material selections.  
Bookcases are not returnable.





(4) 48" height bookcases shown with Asian Night laminate

Shown with curved soft seating ottomans



(4) 36" height double-sided bookcases shown with Pewter Mesh laminate



## CURVED MOBILE BOOKCASE

with adjustable shelves

MODEL	DIMENSIONS	SHELVES
4660-603617A0	60"W × 36"H × 17"D	4
4660-604217A0	60"W × 42"H × 17"D	6
4660-604817A0	60"W × 48"H × 17"D	6



## CURVED DOUBLE-SIDED MOBILE BOOKCASE

with adjustable shelves

MODEL	DIMENSIONS	SHELVES
4670-603624A0	60"W × 36"H × 24"D	8
4670-604224A0	60"W × 42"H × 24"D	12
4670-604824A0	60"W × 48"H × 24"D	12



# BOOKCASES


Our bookcases are built with bolt-through steel tubing for added stability and strength. The thermally fused laminate surfaces and 3mm PVC edge banding provide a durable surface on both sides. The adjustable compartment shelves are 1" thick to prevent the risk of sagging. Cabinets are available in multiple heights and 10 laminate color options.

## FEATURES

- Cabinets built with steel tubing for lasting durability
- Thermally fused melamine construction
- Compartment shelves are 1" thick to reduce sagging
- 3mm PVC edge banding
- UL GREENGUARD GOLD Certified



## LAMINATES



Due to pattern scale and color variations in computer monitors and printers, we recommend you view actual samples before making surface material selections.

**Bookcases are not returnable.**



## MOBILE BOOKCASES



### 4 SHELF DOUBLE-SIDED MOBILE BOOKCASE

with 2 adjustable shelves and concealed casters

MODEL	DIMENSIONS
3510-36303	36"W × 30"H × 24"D

### 8 SHELF DOUBLE-SIDED MOBILE BOOKCASE

with 6 adjustable shelves and concealed casters

MODEL	DIMENSIONS
3510-36483	36"W × 48"H × 24"D



## 8 SHELF DOUBLE-SIDED BOOKCASE

with 6 adjustable shelves

MODEL	DIMENSIONS
3530-36483	36"W × 48"H × 24"D



## 3 SHELF BOOKCASE

with 2 adjustable shelves

MODEL	DIMENSIONS
3500-36361	36"W × 36"H × 14"D
3500-36421	36"W × 42"H × 14"D



## 4 SHELF BOOKCASE

with 3 adjustable shelves

MODEL	DIMENSIONS
3500-36481	36"W × 48"H × 14"D



## 5 SHELF BOOKCASE

with 4 adjustable shelves

MODEL	DIMENSIONS
3500-36721	36"W × 72"H × 14"D



## 6 SHELF BOOKCASE

with 5 adjustable shelves

MODEL	DIMENSIONS
3500-36841	36"W × 84"H × 14"D



# MOBILE CASEGOODS

Marco mobile casegoods give you total flexibility in the classroom with the appearance of built-in cabinets. Our cabinets are built on concealed casters, internal adjustable levelers and lock together with cap nuts. With a wide array of cabinet configurations, we ensure all of your storage and organizational needs are met and are built with our customers' need for flexibility at top of mind.

## FEATURES

- Concealed casters for cabinet mobility (not available on 84" height cabinets)
- Cabinets are built with steel tubing for long lasting durability
- Compartment shelves are 1" thick to reduce the risk of sagging
- European hinges give the cabinets a clean, sleek appearance
- Steel drawer sides with  $\frac{5}{8}$ " bottom
- Modern door pull options of brushed nickel or black powder coat
- Internal levelers for easy installation
- Optional door and drawer locks
- UL GREENGUARD GOLD Certified




## LAMINATES




Due to pattern scale and color variations in computer monitors and printers, we recommend you view actual samples before making surface material selections.


Mobile Casegoods are not returnable.



Steel tubing supports



European hinges



Easy adjust leveler and concealed casters



Steel drawer sides



Modern door pulls





### BASE DOOR CABINET

MODEL	DIMENSIONS	SHELVES
3301-36303	36"W × 30"H × 24"D	1
3301-36363	36"W × 36"H × 24"D	2
3301-48303	48"W × 30"H × 24"D	1
3301-48363	48"W × 36"H × 24"D	2



### BASE SHELF CABINET

MODEL	DIMENSIONS	SHELVES
3300-36303	36"W × 30"H × 24"D	1
3300-36363	36"W × 36"H × 24"D	2
3300-48303	48"W × 30"H × 24"D	1
3300-48363	48"W × 36"H × 24"D	2



### BASE DOOR & DRAWER CABINET

MODEL	DIMENSIONS	SHELVES
3302-36303	36"W × 30"H × 24"D	1
3302-36363	36"W × 36"H × 24"D	1
3302-48303	48"W × 30"H × 24"D	2
3302-48363	48"W × 36"H × 24"D	2



### BASE DRAWER CABINET

MODEL	DIMENSIONS	DRAWERS
3303-36303	36"W × 30"H × 24"D	3
3303-36363	36"W × 36"H × 24"D	4
3303-48303	48"W × 30"H × 24"D	3
3303-48363	48"W × 36"H × 24"D	4



### WALL CABINET

MODEL	DIMENSIONS	SHELVES
3321-36241	36"W × 24"H × 14"D	1
3321-36301	36"W × 30"H × 14"D	2
3322-48241	48"W × 24"H × 14"D	2
3322-48301	48"W × 30"H × 14"D	4

48" wide cabinets have a divider.

# MOBILE CASEGOODS



## GENERAL STORAGE CABINET

1 Fixed Shelf & 3 Adjustable Shelves

MODEL	DIMENSIONS
3332-36723	36"W × 72"H × 24"D
3332-36724	36"W × 72"H × 30"D
3332-36843	36"W × 84"H × 24"D
3332-36844	36"W × 84"H × 30"D
3332-48723	48"W × 72"H × 24"D
3332-48724	48"W × 72"H × 30"D
3332-48843	48"W × 84"H × 24"D
3332-48844	48"W × 84"H × 30"D



## GENERAL STORAGE CABINET

4 Adjustable Shelves

MODEL	DIMENSIONS
3331-36723	36"W × 72"H × 24"D
3331-36724	36"W × 72"H × 30"D
3331-36843	36"W × 84"H × 24"D
3331-36844	36"W × 84"H × 30"D
3331-48723	48"W × 72"H × 24"D
3331-48724	48"W × 72"H × 30"D
3331-48843	48"W × 84"H × 24"D
3331-48844	48"W × 84"H × 30"D



## GENERAL STORAGE CABINET WITH DIVIDER

8/10 Adjustable Shelves

MODEL	DIMENSIONS
3336-48723	48"W × 72"H × 24"D
3336-48724	48"W × 72"H × 30"D
3336-48843	48"W × 84"H × 24"D
3336-48844	48"W × 84"H × 30"D



## DRAWER/SHELF CABINET

4 Drawers & 3/4 Adjustable Shelves

MODEL	DIMENSIONS
3333-36723	36"W × 72"H × 24"D
3333-36724	36"W × 72"H × 30"D
3333-36843	36"W × 84"H × 24"D
3333-36844	36"W × 84"H × 30"D
3333-48723	48"W × 72"H × 24"D
3333-48724	48"W × 72"H × 30"D
3333-48843	48"W × 84"H × 24"D
3333-48844	48"W × 84"H × 30"D



## TEACHER'S WARDROBE CABINET

1 Fixed Shelf, 4/5 Adjustable Shelves & Hanger Rod

MODEL	DIMENSIONS
3335-36723	36"W × 72"H × 24"D
3335-36724	36"W × 72"H × 30"D
3335-36843	36"W × 84"H × 24"D
3335-36844	36"W × 84"H × 30"D
3335-48723	48"W × 72"H × 24"D
3335-48724	48"W × 72"H × 30"D
3335-48843	48"W × 84"H × 24"D
3335-48844	48"W × 84"H × 30"D



Note: Concealed casters are not available on 84" height cabinets.  
Mobile Casegoods are not returnable.



# 06 BANDSTOR™

Our Bandstor line is meticulously crafted to deliver the highest quality, ensuring that your invaluable resources remain pristine and protected. From our elegant uniform and robe storage cabinets to our state-of-the-art conductor podiums, folio cabinets, and versatile mobile instrument racks, each piece is designed to transform your music room into a sanctuary of creativity and excellence.

Discover the ultimate in storage sophistication and empower your students to reach their full potential with Bandstor—where your musical legacy begins.

## ORDER NOW

 (888) 627-2601

 [orders@madebymarco.net](mailto:orders@madebymarco.net)



order online







**Bandstor**<sup>TM</sup>  
Hit all the right notes



# BANDSTOR™ COLLECTION

Marco has designed our Bandstor line to give the consumer higher quality and durability over other products in the marketplace. Our sealed bar construction ensures durability and stability. The metal plates at the bottom of the cabinets protect against wear and tear, keeping your instruments safe. Metal to metal connectors give a strong long-lasting hold that you can trust. With our utility patented three piece shelf design you can easily replace just the liner if your shelf is damaged – no need to swap out the whole shelf. Choose from wire or solid laminate doors to match your space and needs. Our Bandstor line is proudly made in the USA and is covered by our 10 year limited warranty.

## ORDER NOW

Let Marco help you customize and maximize your band storage. Download and fill out our layout worksheet.



Steel bar construction



Patented high modulus polyethylene shelf liners



Heavy duty locks



## OPTIONS

### LAMINATES



Due to pattern scale and color variations in computer monitors and printers, we recommend you view actual samples before making surface material selections. **Bandstor models are not returnable.**

### DOORS

Door type must be specified at the time of ordering as they can not be installed later.




No doors

Wood laminate doors

Heavy duty steel wire doors

## ACCESSORIES



### ACOUSTIC PANELS

Environment-friendly material is placed at the back and the top of each compartment to help eliminate direct sound reflection while absorbing high and low frequencies.



# UNIFORM & ROBE STORAGE

Cabinets are shown without doors. When ordering, please specify door type. Doors can not be installed later.

## BS200

- Holds 11 uniforms or robes
- 1 hanging rod

### CABINET SIZE

27¾"W × 84"H × 29¼"D

### COMPARTMENT SIZE

26"W × 78¾"H × 27⅞"D



## BS201

- Holds 20 uniforms or robes
- 1 hanging rod

### CABINET SIZE

48"W × 84"H × 29¼"D

### COMPARTMENT SIZE

46½"W × 78¾"H × 27⅞"D



## BS202

- Holds 11 uniforms or robes
- 1 hanging rod
- 1 shelf

### CABINET SIZE

27¾"W × 84"H × 29¼"D

### COMPARTMENT SIZE

26"W × 78¾"H × 27⅞"D



## BS203

- Holds 20 uniforms or robes
- 1 hanging rod
- 1 shelf

### CABINET SIZE

48"W × 84"H × 29¼"D

### COMPARTMENT SIZE

46½"W × 78¾"H × 27⅞"D



## BS204

- Holds 22 uniforms
- 2 hanging rods

### CABINET SIZE

27¾"W × 84"H × 29¼"D

### COMPARTMENT SIZE

26"W × 78¾"H × 27⅞"D



## BS205

- Holds 40 uniforms
- 2 hanging rods

### CABINET SIZE

48"W × 84"H × 29¼"D

### COMPARTMENT SIZE

46½"W × 78¾"H × 27⅞"D



## BS206

- Holds 11 uniforms and 12 hats
- 1 hanging rod

### CABINET SIZE

27¾"W × 84"H × 29¼"D

### COMPARTMENT SIZE

26"W × 78¾"H × 27⅞"D



## BS207

- Holds 20 uniforms and 24 hats
- 1 hanging rod

### CABINET SIZE

48"W × 84"H × 29¼"D

### COMPARTMENT SIZE

46½"W × 78¾"H × 27⅞"D



## BS208

- Holds 20 hats

### CABINET SIZE

27¾"W × 84"H × 29¼"D

### COMPARTMENT SIZE

26"W × 78¾"H × 27⅞"D



## BS209

- Holds 45 hats

### CABINET SIZE

48"W × 84"H × 29¼"D

### COMPARTMENT SIZE

46½"W × 78¾"H × 27⅞"D



# INSTRUMENT STORAGE

When ordering, please specify door type. Doors can not be installed later.



No doors



Wood laminate doors



Heavy duty steel wire doors

**STORES: CLARINETS, FLUTES,  
PICCOLOS, OBOES, SOPRANO  
SAX, TRUMPET**

## BS101

**CABINET SIZE**  
27¾"W × 84"H × 29¼"D

**COMPARTMENT SIZE**  
8⅞"W × 13¾"H × 27⅞"D



## BS103

**CABINET SIZE**  
27¾"W × 68"H × 29¼"D

**COMPARTMENT SIZE**  
8⅞"W × 13¾"H × 27⅞"D



## BS105

**CABINET SIZE**  
27¾"W × 36"H × 29¼"D

**COMPARTMENT SIZE**  
8⅞"W × 13¾"H × 27⅞"D



## BS130

**CABINET SIZE**  
27¾"W × 84"H × 29¼"D

**COMPARTMENT SIZES**  
8⅞"W × 13¾"H × 27⅞"D  
26"W × 24½"H × 27⅞"D



The larger compartment will hold French Horn, Alto Horn or Snare Drum.

## BS134

**CABINET SIZE**  
27¾"W × 68"H × 29¼"D

**COMPARTMENT SIZES**  
8⅞"W × 13¾"H × 27⅞"D  
26"W × 24½"H × 27⅞"D



The larger compartment will hold French Horn, Alto Horn or Snare Drum.



All 36" high products are also available as an island. Please contact us for details.

**STORES: CLARINETS, FLUTES,  
PICCOLOS, OBOES**

## BS104

**CABINET SIZE**  
27¾"W × 36"H × 19¼"D

**COMPARTMENT SIZE**  
8⅞"W × 13¾"H × 17⅞"D



## BS100

**CABINET SIZE**  
27¾"W × 84"H × 19¼"D

**COMPARTMENT SIZE**  
8⅞"W × 13¾"H × 17⅞"D



## BS102

**CABINET SIZE**  
27¾"W × 68"H × 19¼"D

**COMPARTMENT SIZE**  
8⅞"W × 13¾"H × 17⅞"D



## STORES: TROMBONES, BASSOONS, VIOLINS, VIOLAS, TENOR SAX, BASS CLARINETS, ALTO CLARINETS

### BS111

**CABINET SIZE**  
27¾"W × 84"H × 40¼"D

**COMPARTMENT SIZE**  
12¾"W × 13¾"H × 38"D



### BS117

**CABINET SIZE**  
14¾"W × 84"H × 40¼"D

**COMPARTMENT SIZE**  
12¾"W × 13¾"H × 38"D



### BS113

**CABINET SIZE**  
27¾"W × 68"H × 40¼"D

**COMPARTMENT SIZE**  
12¾"W × 13¾"H × 38"D



### BS119

**CABINET SIZE**  
14¾"W × 68"H × 40¼"D

**COMPARTMENT SIZE**  
12¾"W × 13¾"H × 38"D



### BS115

**CABINET SIZE**  
27¾"W × 36"H × 40¼"D

**COMPARTMENT SIZE**  
12¾"W × 13¾"H × 38"D



### BS121

**CABINET SIZE**  
14¾"W × 36"H × 40¼"D

**COMPARTMENT SIZE**  
12¾"W × 13¾"H × 38"D



### BS133

**CABINET SIZE**  
27¾"W × 84"H × 40¼"D

**COMPARTMENT SIZES**  
12¾"W × 13¾"H × 38"D  
26"W × 24½"H × 38"D



The larger compartment will hold French Horn, Alto Horn or Snare Drum.

### BS137

**CABINET SIZE**  
27¾"W × 68"H × 40¼"D

**COMPARTMENT SIZES**  
12¾"W × 13¾"H × 38"D  
26"W × 24½"H × 38"D



The larger compartment will hold French Horn, Alto Horn or Snare Drum.

## STORES: TRUMPETS, CORNETS, ALTO SAX

### BS110

**CABINET SIZE**  
27¾"W × 84"H × 29¼"D

**COMPARTMENT SIZE**  
12¾"W × 13¾"H × 27⅞"D



### BS116

**CABINET SIZE**  
14¾"W × 84"H × 29¼"D

**COMPARTMENT SIZE**  
12¾"W × 13¾"H × 27⅞"D



### BS112

**CABINET SIZE**  
27¾"W × 68"H × 29¼"D

**COMPARTMENT SIZE**  
12¾"W × 13¾"H × 27⅞"D



### BS118

**CABINET SIZE**  
14¾"W × 68"H × 29¼"D

**COMPARTMENT SIZE**  
12¾"W × 13¾"H × 27⅞"D



### BS114

**CABINET SIZE**  
27¾"W × 36"H × 29¼"D

**COMPARTMENT SIZE**  
12¾"W × 13¾"H × 27⅞"D



### BS120

**CABINET SIZE**  
14¾"W × 36"H × 29¼"D

**COMPARTMENT SIZE**  
12¾"W × 13¾"H × 27⅞"D



### BS132

**CABINET SIZE**  
27¾"W × 84"H × 29¼"D

**COMPARTMENT SIZES**  
12¾"W × 13¾"H × 27⅞"D  
26"W × 24½"H × 27⅞"D



The larger compartment will hold French Horn, Alto Horn or Snare Drum.

### BS136

**CABINET SIZE**  
27¾"W × 68"H × 29¼"D

**COMPARTMENT SIZES**  
12¾"W × 13¾"H × 27⅞"D  
26"W × 24½"H × 27⅞"D



The larger compartment will hold French Horn, Alto Horn or Snare Drum.



# INSTRUMENT STORAGE

## BS140

**CABINET SIZE**  
27¾"W × 84"H × 29¼"D

**COMPARTMENT SIZE**  
26"W × 24½"H × 27⅞"D



Stores: French Horns, Alto Horns, Snare Drums

## BS141

**CABINET SIZE**  
27¾"W × 84"H × 40¼"D

**COMPARTMENT SIZE**  
26"W × 24½"H × 38"D



Stores: Baritones, Euphoniums, Mellophones

## BS142

**CABINET SIZE**  
27¾"W × 36"H × 29¼"D

**COMPARTMENT SIZE**  
26"W × 24½"H × 27⅞"D



Stores: French Horns, Alto Horns, Snare Drums

## BS143

**CABINET SIZE**  
27¾"W × 36"H × 40¼"D

**COMPARTMENT SIZE**  
26"W × 24½"H × 38"D



Stores: Baritones, Euphoniums, Mellophones

## BS155

**CABINET SIZE**  
27¾"W × 84"H × 29¼"D

**COMPARTMENT SIZE**  
26"W × 78¾"H × 27⅞"D



Stores: String Bass, Contra Bass Clarinets

## BS157

**CABINET SIZE**  
14¾"W × 84"H × 29¼"D

**COMPARTMENT SIZE**  
12¾"W × 78¾"H × 27⅞"D



Stores: String Bass, Contra Bass Clarinets

## BS156

**CABINET SIZE**  
27¾"W × 84"H × 29¼"D

**COMPARTMENT SIZE**  
26"W × 65½"H × 27⅞"D



Stores: Cello, Guitar

## BS158

**CABINET SIZE**  
14¾"W × 84"H × 29¼"D

**COMPARTMENT SIZE**  
12¾"W × 65½"H × 27⅞"D



Stores: Cello, Guitar



## BS106

### CABINET SIZE

27¼"W × 84"H × 29¼"D

### COMPARTMENT SIZES

8⅞"W × 13¾"H × 27⅞"D

8⅞"W × 46⅞"H × 27⅞"D

Stores: Clarinets, Flutes, Piccolos, Oboes, Guitars



## BS150

### CABINET SIZE

27¾"W × 84"H × 40¼"D

### COMPARTMENT SIZE

26"W × 38⅞"H × 38"D

Stores: Bass Drums, Parade Drums, Field Drums, Snare Drums



## BS160

### CABINET SIZE

48"W × 84"H × 29¼"D

### COMPARTMENT SIZE

46½"W × 24½"H × 27⅞"D

Stores: Baritone Sax, Bass Clarinet, Field Drums, Snare Drums, Bassoons, General Storage



## BS107

### CABINET SIZE

27¾"W × 84"H × 40¼"D

### COMPARTMENT SIZE

8⅞"W × 38⅞"H × 38"D

Stores: Guitars



## BS151

### CABINET SIZE

27¾"W × 84"H × 47⅞"D

### COMPARTMENT SIZE

26⅞"W × 38⅞"H × 45"D

Stores: Bass Drums, Parade Drums, Field Drums, Snare Drums, Tri-Toms, Quads, Tubas, Sousaphones, General Storage



## BS162

### CABINET SIZE

48"W × 84"H × 29¼"D

### COMPARTMENT SIZE

46½"W × 38⅞"H × 27⅞"D

Stores: Bass Drums, Parade Drums, Field Drums, Snare Drums, Tri-Toms, Quads, Tubas, Sousaphones, General Storage



## BS190

### CABINET SIZE

48"W × 84"H × 48"D

### COMPARTMENT SIZE

46½"W × 78¾"H × 27⅞"D

Stores: Miscellaneous Instruments, General Storage



## BS171

### CABINET SIZE

60"W × 84"H × 40¼"D

### COMPARTMENT SIZE

58¼"W × 78¾"H × 38"D

Stores: Bass, Cellos, Guitars, Guitarrons, Violins, Violas or Vihuelas



## BS170

### CABINET SIZE

60"W × 84"H × 40¼"D

### COMPARTMENT SIZE

58¼"W × 70¾"H × 38"D

Stores: Timpani, Chimes, Small Vibe, Xylophone, Marimba, Gong



# MOBILE INSTRUMENT RACKS

## FEATURES

- Side panels are ¾" thick, 45# particleboard with thermally fused laminate finish applied to both sides
- Thermally fused 3mm PVC edge banding applied to visible edges
- UL GREENGUARD GOLD Certified—Product certified for low chemical emissions: [ul.com/gg](http://ul.com/gg) - UL 2818
- Racks have 3" (76 mm) swivel locking casters in black matte finish
- Upper cross supports are composite wood laminated panels with PVC bonded edging to protect instruments
- Lower cross supports are composite wood laminated panels with carpeted edging attached to aluminum angle to protect instruments
- String Bass and Cello Racks include chrome-plated bow hooks
- Guitar Rack includes yokes to support instrument necks
- Violin/Viola Rack has powder-coated steel Spacer Pegs
- Tuba Rack has a carpeted bottom
- Some assembly required



### GUITAR RACK

Holds 20 units

MODEL	DIMENSIONS
BS500	72"W × 69½"H × 30"D

Some assembly required



### STRING BASS RACK

Holds 3 – 4 units

MODEL	DIMENSIONS
BS501	62½"W × 62"H × 26"D
BS502	80¼"W × 62"H × 26"D



### CELLO RACK

Holds 4 – 6 units

MODEL	DIMENSIONS
BS503	49½"W × 51"H × 24½"D
BS504	73¼"W × 51"H × 24½"D



### VIOLIN/VIOLA RACK

Holds 16 cased units

MODEL	DIMENSIONS
BS505	62½"W × 51"H × 33"D

Some assembly required



### TUBA RACK

Holds 3 units

MODEL	DIMENSIONS
BS506	72"W × 46"H × 24¼"D

Some assembly required



# MOBILE WORKSTATIONS



## MOBILE CYMBAL CART

MODEL	DIMENSIONS
BS301	48"W × 36½"H × 26"D

- Large carpeted worktop for keeping instruments quiet
- Two upper shelves with four plastic trays
- Six vertical slots for storing cymbals
- Lower compartment has room for snare drum or tambourines
- Adjustable folding sheet music holder
- Four heavy-duty casters for easy mobility
- Lockable doors
- UL GREENGUARD GOLD Certified



## MOBILE PERCUSSION WORKSTATION

MODEL	DIMENSIONS
BS300	48"W × 36½"H × 26"D

- Large carpeted worktop for keeping instruments quiet
- Two upper shelves with eight plastic trays for organized storage
- Lower compartment has ample room for snare drums and tambourines
- Adjustable folding sheet music holder
- Four heavy-duty casters for easy mobility
- Lockable doors
- UL GREENGUARD GOLD Certified

# FOLIO CABINETS

## FEATURES

- Sides, tops, bottoms, and partitions are  $\frac{3}{4}$ " thick, 45# particleboard with thermally fused laminate finish applied to both sides
- Back panels are  $\frac{5}{8}$ " thick, 45# particleboard with thermally fused laminate finish applied to both sides
- Thermally fused 3mm PVC edge banding applied to visible edges
- Shelves are constructed of thermally fused composite wood
- Shelf spacing is  $1\frac{1}{2}$ " and shelves adj. to 3" in  $\frac{1}{2}$ " increments for choral and band orchestra
- Durable, smooth-rolling swivel casters let you take your sheet music anywhere
- All folio cabinets come with labeling strips
- UL GREENGUARD GOLD Certified

## OPTIONAL DOORS

- Laminate:  $\frac{3}{4}$ " thick 45# particleboard with thermally fused melamine finish applied to both sides. All edges covered with thermally fused 3mm PVC edge banding
- Optional locks available for doors



BS402



BS412



BS400

### BS400

100 shelves

**CABINET SIZE**

31¾"W × 84"H × 19½"D

**COMPARTMENT SIZE**

13¾"W × 17⅞"D



### BS401

100 shelves

**CABINET SIZE**

27¾"W × 84"H × 19½"D

**COMPARTMENT SIZE**

11¾"W × 17⅞"D



### BS402 (MOBILE)

52 shelves

**CABINET SIZE**

31¾"W × 52¾"H × 19½"D

**COMPARTMENT SIZE**

13¾"W × 17⅞"D



### BS403 (MOBILE)

77 shelves

**CABINET SIZE**

47¼"W × 52¾"H × 19½"D

**COMPARTMENT SIZE**

13¾"W × 17⅞"D



### BS404 (MOBILE)

52 shelves

**CABINET SIZE**

27¾"W × 52¾"H × 19½"D

**COMPARTMENT SIZE**

11¾"W × 17⅞"D



### BS405 (MOBILE)

77 shelves

**CABINET SIZE**

41¼"W × 52¾"H × 19½"D

**COMPARTMENT SIZE**

11¾"W × 17⅞"D



### BS406 (MOBILE)

102 shelves

**CABINET SIZE**

54½"W × 52¾"H × 19½"D

**COMPARTMENT SIZE**

11¾"W × 17⅞"D



### BS408

52 shelves

**CABINET SIZE**

31¾"W × 49¾"H × 19½"D

**COMPARTMENT SIZE**

13¾"W × 17⅞"D



### BS409

77 shelves

**CABINET SIZE**

47¼"W × 49¾"H × 19½"D

**COMPARTMENT SIZE**

13¾"W × 17⅞"D



### BS410

52 shelves

**CABINET SIZE**

27¾"W × 49¾"H × 19½"D

**COMPARTMENT SIZE**

11¾"W × 17⅞"D



### BS411

77 shelves

**CABINET SIZE**

41¼"W × 49¾"H × 19½"D

**COMPARTMENT SIZE**

11¾"W × 17⅞"D



### BS412

102 shelves

**CABINET SIZE**

54½"W × 49¾"H × 19½"D

**COMPARTMENT SIZE**

11¾"W × 17⅞"D





# MUSIC LIBRARY SYSTEM

## FEATURES

- High-density slide-out design maximizes storage space
- Organizes music in an easy-to-find system
- Roll-out design creates a clean, organized appearance
- Accommodates most music filing boxes, end-tab file folders, and envelopes
- Available in left or right side access
- UL GREENGUARD GOLD Certified

MODEL	DIMENSIONS
BS420	16"W × 93"H × 44"D
BS421	19"W × 93"H × 44"D

Some assembly required. Sold by individual unit.  
Photos shown have 4 combined units.



# CONDUCTOR'S PODIUMS

A higher level of conducting made possible by Bandstor's heavy-duty and versatile Conductor Podiums. The podiums have a strong, durable base construction with a carpeted surface for quiet performance, and the molded feet provide protection for any floor surface. Recessed wheels allow for easy transportation from storage to use.



## PODIUM

MODEL	DIMENSIONS
BS350	43"W × 6¼"H × 40"D



## PODIUM WITH RAIL

MODEL	DIMENSIONS
BS351	32"W × 6¼"H × 40"D



## DOUBLE PODIUM WITH RAIL

MODEL	DIMENSIONS
BS352	43"W × 12½"H × 40"D

# 07 DESIGN & STYLE GUIDE

If you are looking for guidance on how to choose colors, fabrics, and patterns that will create the cohesive look you want, our design and style guide is here to help! Whether you prefer a linear, organic, or curved style, the following pages have some shape, color, and pattern options to fit your preference. With Marco's wide selection of furniture, laminate colors, fabrics, and more, you can select a unique aesthetic for your classroom or other learning spaces that support students' learning and looks amazing at the same time. Don't hesitate to reach out to us for more design ideas!


## ORDER NOW

 (888) 627-2601

 [orders@madebymarco.net](mailto:orders@madebymarco.net)




order online



## LINEAR

### FABRICS



Balance Sea



Balance Copper



Belmont Sisal

### LAMINATE



Boardwalk Oak

### EDGE BAND



Orange





## ORGANIC

### FABRICS



Carousel Seaglass



Mingle Straw

### LAMINATE



Weathered Teak

### CHAIRS / EDGE BAND



Apple



## CURVED

### FABRICS



Carousel Fiesta




Silvertex Imperial

### LAMINATES



High Rise



White Dry Erase

### CHAIR / EDGE BAND



Blue

# 08 MATERIALS & FINISHES

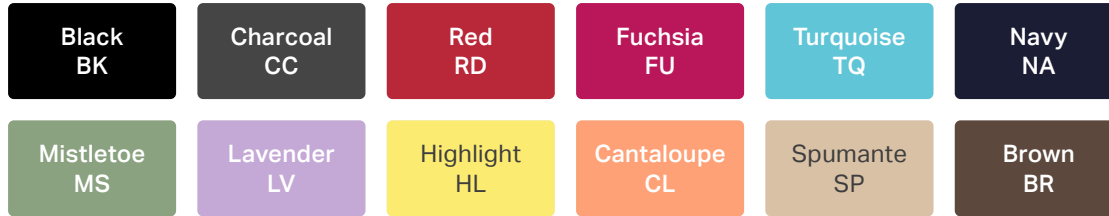




# SEATING

## PREMIER™ SERIES

### STANDARD SEAT COLORS



### FRAME COLORS



## APEX™ SERIES


### STANDARD SEAT COLORS



### SPECIAL ORDER SEAT COLORS (Minimum order quantity of 500 and a 12 week lead-time.)



### FRAME COLORS




## MG1101 SERIES

### SEAT COLORS



### FRAME COLOR




## NOVA SERIES

### SEAT COLORS



### FRAME COLOR



Not all colors are available for every model. Please refer to each model description to see available color options and note shipping lead-times for specific colors, quantities and models. Due to pattern scale and color variations in computer monitors and printers, we recommend you view actual samples before making surface material selections.



# DESKS & TABLES

## ALL DESKS AND TABLES EXCEPT MG2200 SERIES AND SONIK® PLATFORM TABLES

### LAMINATES WITH EDGE BANDING COLORS

<b>High Rise</b>	Black	U4	<b>Fusion Maple</b>	Black	50	<b>Weathered Teak</b>	Black	P7	<b>New Age Oak</b>	Black	T2	<b>Solar Oak</b>	Black	49
	Gray	U5		Gray	61		Gray	P8		Gray	T3		Gray	G4
	Navy	U6		Navy	F9		Navy	P9		Navy	T4		Navy	G5
	Blue	U7		Blue	62		Blue	Q1		Blue	T5		Blue	G6
	Blueberry	U8		Blueberry	G2		Blueberry	Q2		Blueberry	T6		Blueberry	G8
	Apple	U9		Apple	G1		Apple	Q3		Apple	T7		Apple	G7
	Red	V1		Red	63		Red	Q4		Red	T8		Red	70
	Orange	V2		Orange	M8		Orange	Q5		Orange	T9		Orange	M6
	Purple	V3		Purple	N6		Purple	Q6		Purple	U1		Purple	N4
<b>Wild Cherry</b>	Black	60	<b>Boardwalk Oak</b>	Black	K8	<b>Asian Night</b>	Black	J9	<b>Gray Nebula</b>	Black	77	<b>Pewter Mesh</b>	Black	J1
	Gray	H1		Gray	K9		Gray	K1		Gray	78		Gray	J2
	Navy	H2		Navy	L1		Navy	K2		Navy	F3		Navy	J3
	Blue	H3		Blue	L2		Blue	K3		Blue	F4		Blue	J4
	Blueberry	H6		Blueberry	L5		Blueberry	K6		Blueberry	F7		Blueberry	J7
	Apple	H4		Apple	L3		Apple	K4		Apple	F5		Apple	J5
	Red	H5		Red	L4		Red	K5		Red	F6		Red	J6
	Orange	M7		Orange	L6		Orange	K7		Orange	N1		Orange	J8
	Purple	N5		Purple	P1		Purple	N9		Purple	N7		Purple	P2

### DRY ERASE LAMINATES WITH EDGE BANDING COLORS

<b>White Dry Erase (HPL)</b> (Includes Upcharge)	Black	22	<b>Glacier White</b>	Black	C6	<b>Insipid</b>	Black	D5	<b>Mirage</b>	Black	D3
	Gray	23		Gray	C5		Gray	D4		Gray	D2
	Navy	25	<b>Evergreen Mist</b>	<b>Black</b>	<b>D1</b>	<b>Ocean</b>	Black	C4	<b>Tsunami</b>	Black	C8
	Blue	26					Gray	C3		Gray	C7
	Blueberry	29				<b>Black</b>	<b>C4</b>	<b>Gray</b>	<b>C3</b>	<b>Black</b>	<b>C8</b>
	Apple	27									
	Red	28									
	Orange	B2									
	Purple	B3									

### LEG COLORS

<b>Tuxedo Black BLK</b>	<b>Gray Metallic GRY</b>
-------------------------	--------------------------

Note: Floor Tables only available with Gray leg color.

High Pressure Laminate available upon request. Must order a minimum of 25 units in the same color.

Not all colors are available for every model. Please refer to each model description to see available color options and note shipping lead-times for specific colors, quantities and models. Due to pattern scale and color variations in computer monitors and printers, we recommend you view actual samples before making surface material selections.

## MG2200 SERIES

### LAMINATES WITH EDGE BANDING COLORS

<b>Gray Nebula</b>	Black	77	<b>Fusion Maple</b>	Black	50	<b>Solar Oak</b>	Black	49	<b>Wild Cherry</b>	Black	60
	Gray	78		Gray	61		Gray	G4		Gray	H1
	Navy	F3									
	Blue	F4									
	Green	N2									
	Yellow	N3									
	Red	F6									

### LEG COLORS

<b>Tuxedo Black BLK</b>	<b>Gray Metallic GRY</b>
-------------------------	--------------------------

### DRY ERASE LAMINATES WITH EDGE BANDING COLORS

<b>White Dry Erase (HPL)</b> (Includes Upcharge)	Black	22	<b>Glacier White</b>	Black	C6	<b>Insipid</b>	Black	D5	<b>Mirage</b>	Black	D3
	Gray	23		Gray	C5		Gray	D4		Gray	D2
	Navy	25									
	Blue	26									
	Blueberry	29									
	Apple	27	<b>Evergreen Mist</b>	Black	D1	<b>Ocean</b>	Black	C4	<b>Tsunami</b>	Black	C8
	Red	28		Gray	C9		Gray	C3		Gray	C7
	Orange	B2									
	Purple	B3									

## SONIK® PLATFORM TABLES

### LAMINATES WITH EDGE BANDING COLORS

<b>Gray Nebula</b>	Black	77	<b>Fusion Maple</b>	Black	50	<b>Solar Oak</b>	Black	49	<b>Wild Cherry</b>	Black	60
	Gray	78		Gray	61		Gray	G4		Gray	H1
<b>Weathered Teak</b>	Black	P7	<b>White Dry Erase (HPL)</b> (Includes Upcharge)	Black	22						
	Gray	P8		Gray	23						

### VINYL BASE COLORS

<b>Bazaar S96</b>	<b>Imperial S97</b>	<b>Acid S92</b>	<b>Lagoon S91</b>
<b>Marine Blue SA0</b>	<b>Jet S88</b>	<b>Blackberry SA6</b>	<b>Storm S90</b>
<b>Carbon SA3</b>	<b>Plata SA5</b>		

## INSTRUCTOR STATIONS

To view the instructor stations materials and finishes, please scan the QR code.



Not all colors are available for every model. Please refer to each model description to see available color options and note shipping lead-times for specific colors, quantities and models. Due to pattern scale and color variations in computer monitors and printers, we recommend you view actual samples before making surface material selections.


# ACCESSORIES

## ROOM DIVIDERS

### MATERIAL STANDARD COLORS



### MATERIAL SPECIAL ORDER COLORS (Minimum order required)



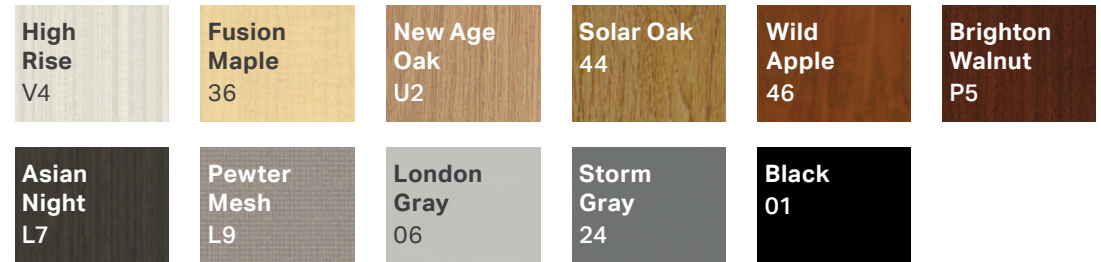
Not all colors are available for every model. Please refer to each model description to see available color options and note shipping lead-times for specific colors, quantities and models.

Due to pattern scale and color variations in computer monitors and printers, we recommend you view actual samples before making surface material selections.

# STORAGE & ORGANIZATION

## BANDSTOR™ | MOBILE CASEGOODS | BOOKCASES SUMMIT™ STORAGE CARTS

### LAMINATES



## HORIZON™ MOBILE STORAGE

### LAMINATES WITH EDGE BANDING COLORS






# FABRICS

## STANDARD VINYL COLORS

Our standard vinyls are kept in stock to shorten order times and are based on colors that complement our other product lines such as our Apex and Premier Series furniture. The Silvertex vinyls feature superior abrasion resistance, along with antifungal and antibacterial protection, which makes it a perfect material for classroom furniture use.

Models ordered with only Standard Colors ship within 4-6 weeks.



### SILVERTEX NEO BY SPRADLING | ABRASION 100,000 DOUBLE RUBS

### GRADE 2




Bazaar  
S96




Imperial  
S97



Acid  
S92



Lagoon  
S91



Marine Blue  
SA0



Jet  
S88



Blackberry  
SA6



Storm  
S90



Carbon  
SA3



Plata  
SA5

Due to pattern scale and color variations in computer monitors and printers, we recommend ordering a memo sample from the supplier using the contact information listed or call Marco at 888.627.2601 to ensure color accuracy.

# SPECIAL ORDER VINYL COLORS

Models ordered with Special Order Colors ship within 6-8 weeks.

## EZ VINYL BY SPRADLING | ABRASION 50,000 DOUBLE RUBS | MORE COLORS AVAILABLE

GRADE 1


To order memo samples go to [spradling.group/en-us](https://spradling.group/en-us) or call 800.333.0955



Wallaby Grey  
EZY-5820




Wallaby Neutral  
EZY-5809




Wallaby Turquoise  
EZY-5803




Wallaby Forest  
EZY-5805




Wallaby Royal  
EZY-5804



Wallaby Iron  
EZY-5822



Wallaby Black  
EZY-5823



Sierra Torch Red  
EZY-5824



Wallaby Lime  
EZY-5806


## ISLANDER BY SPRADLING | ABRASION 50,000 DOUBLE RUBS | MORE COLORS AVAILABLE

GRADE 1


To order memo samples go to [spradling.group/en-us](https://spradling.group/en-us) or call 800.333.0955




Bristol Blue  
ISL-9157



Silver Blue  
ISL-9158



Ruby Red  
ISL-9160




Baby Blue  
ISL-9156




Yellow  
ISL-9176




Everglade  
ISL-9174



French Vanilla  
ISL-9178



Light Gray  
ISL-9152



Gunmetal  
ISL-9153

Due to pattern scale and color variations in computer monitors and printers, we recommend ordering a memo sample from the supplier using the contact information listed or call Marco at 888.627.2601 to ensure color accuracy.




# SPECIAL ORDER VINYL COLORS

Models ordered with Special Order Colors ship within 6-8 weeks.


## BELUGA BY SPRADLING | ABRASION 100,000 DOUBLE RUBS | MORE COLORS AVAILABLE

GRADE 1

To order memo samples go to [spradling.group/en-us](https://spradling.group/en-us) or call 800.333.0955




Papaya  
BEL-3306




Burgundy  
BEL-3309




Off White  
BEL-3303




Dune  
BEL-3305



Ochre  
BEL-3307




Pearl Grey  
BEL-3310



Cherry  
BEL-3308



True Blue  
BEL-3312




Forest  
BEL-3314


## NAVIGATOR BY SPRADLING | ABRASION 100,000 DOUBLE RUBS | MORE COLORS AVAILABLE

GRADE 1

To order memo samples go to [spradling.group/en-us](https://spradling.group/en-us) or call 800.333.0955



Mermaid  
NAV-9900




Sand Dollar  
NAV-9895



Crimson  
NAV-9904



Sundance  
NAV-9906



Stone  
NAV-9896



Valentine  
NAV-9903



Capri  
NAV-9899



Dolphin  
NAV-9898



Purple Passion  
NAV-9907

Due to pattern scale and color variations in computer monitors and printers, we recommend ordering a memo sample from the supplier using the contact information listed or call Marco at 888.627.2601 to ensure color accuracy.



## SPECIAL ORDER VINYL COLORS

Models ordered with Special Order Colors ship within 6-8 weeks.


### KILKENNY TWEED NEO BY SPRADLING | ABRASION 50,000 DOUBLE RUBS | MORE COLORS AVAILABLE

GRADE 2


To order memo samples go to [spradling.group/en-us](https://spradling.group/en-us) or call 800.333.0955




Stone  
KIL-2901




Apple Tort  
KIL-2909




Burlap  
KIL-2913




Ice  
KIL-2916



Bittersweet  
KIL-2904



Nightshade  
KIL-2917



Celery  
KIL-2919



Claypot  
KIL-2905



Charcoal  
KIL-2923


### KALEIDOSCOPE NEO BY SPRADLING | ABRASION 100,000 DOUBLE RUBS | MORE COLORS AVAILABLE

GRADE 2

To order memo samples go to [spradling.group/en-us](https://spradling.group/en-us) or call 800.333.0955




Citron  
KAL-4401



Marsh  
KAL-4402



Iceberg  
KAL-4403



Teal  
KAL-4406



Bronze  
KAL-4412



Champagne  
KAL-4409



Smokehouse  
KAL-4410



Saffron  
KAL-4411



Bazaar  
KAL-4413

Due to pattern scale and color variations in computer monitors and printers, we recommend ordering a memo sample from the supplier using the contact information listed or call Marco at 888.627.2601 to ensure color accuracy.




# SPECIAL ORDER VINYL COLORS

Models ordered with Special Order Colors ship within 6-8 weeks.


## INTERLACE NEO BY SPRADLING | ABRASION 50,000 DOUBLE RUBS | MORE COLORS AVAILABLE

GRADE 2


To order memo samples go to [spradling.group/en-us](https://spradling.group/en-us) or call 800.333.0955



Peacock  
INT-5401



Zest  
INT-5403



Pollen  
INT-5404



Salsa  
INT-5405



Fresh  
INT-5407




Flaxen  
INT-5402



Indigo  
INT-5409



Pewter  
INT-5406




Espresso  
INT-5412

## SILVERTEX NEO BY SPRADLING | ABRASION 100,000 DOUBLE RUBS | MORE COLORS AVAILABLE

GRADE 2

To order memo samples go to [spradling.group/en-us](https://spradling.group/en-us) or call 800.333.0955




Raspberry  
STX-8816




Sapphire  
STX-8804




Turquoise  
STX-8803




Cream  
STX-8807




Champagne  
STX-8808




Taupe  
STX-8809



Limoncello  
STX-8842



Zest  
STX-8841



Mocha  
STX-8825

Due to pattern scale and color variations in computer monitors and printers, we recommend ordering a memo sample from the supplier using the contact information listed or call Marco at 888.627.2601 to ensure color accuracy.



# SPECIAL ORDER FABRIC COLORS

Models ordered with Special Order Colors ship within 6-8 weeks.

NEW!

MINGLE

 BY MAYER FABRICS | ABRASION 250,000 DOUBLE RUBS | MORE COLORS AVAILABLE

GRADE 2

To order memo samples go to [mayerfabrics.com](https://mayerfabrics.com) or call 800.428.4415



Melon



Straw



Aloe




Oyster



Hemp



Turquoise



Rouge



Indigo




Sterling

MOGUL


 BY MOMENTUM | ABRASION 450,000 DOUBLE RUBS | MORE COLORS AVAILABLE

GRADE 3

To order memo samples go to [memosamples.com](https://memosamples.com) or call 800.366.6839




Digital




Asset



Bullseye




Envy




Boss



Finance



Flare



Ruler



Genius

Due to pattern scale and color variations in computer monitors and printers, we recommend ordering a memo sample from the supplier using the contact information listed or call Marco at 888.627.2601 to ensure color accuracy.




# SPECIAL ORDER FABRIC COLORS

Models ordered with Special Order Colors ship within 6-8 weeks.


## SPORT BY MOMENTUM | ABRASION 100,000 DOUBLE RUBS | MORE COLORS AVAILABLE

GRADE 3

To order memo samples go to [memosamples.com](https://memosamples.com) or call 800.366.6839



Aloe




Koi




Cadet



Downpour




Dayglow




Alarm



Mercury



Apple




Turquoise


## NEW! GALA BY MAYER FABRICS | ABRASION 100,000 DOUBLE RUBS

GRADE 3

To order memo samples go to [mayerfabrics.com](https://mayerfabrics.com) or call 800.428.4415



Spice



Quartz



Bronze



Honeycomb



Sunset




Limelight



Aquamarine



Skipper



Truffle

Due to pattern scale and color variations in computer monitors and printers, we recommend ordering a memo sample from the supplier using the contact information listed or call Marco at 888.627.2601 to ensure color accuracy.




SPECIAL ORDER FABRIC COLORS

Models ordered with Special Order Colors ship within 6-8 weeks.


COVER CLOTH BY MOMENTUM | ABRASION 200,000 DOUBLE RUBS | MORE COLORS AVAILABLE

GRADE 4


To order memo samples go to [memosamples.com](https://memosamples.com) or call 800.366.6839



Zest



Electric




Flame



Graphite




Oat




Platinum



Sorrel



Cyan




Fuchsia


HOBNOB BY MOMENTUM | ABRASION 87,000 DOUBLE RUBS | MORE COLORS AVAILABLE

GRADE 4


To order memo samples go to [memosamples.com](https://memosamples.com) or call 800.366.6839




Limon




Bay




Beyond



Forest



Ginger



Iris



Shale



Tangelo



Carbon

Due to pattern scale and color variations in computer monitors and printers, we recommend ordering a memo sample from the supplier using the contact information listed or call Marco at 888.627.2601 to ensure color accuracy.



# SPECIAL ORDER FABRIC COLORS

Models ordered with Special Order Colors ship within 6-8 weeks.

## BALANCE BY MAYER FABRICS | ABRASION 1,300,000 DOUBLE RUBS | MORE COLORS AVAILABLE

GRADE 4

To order memo samples go to [mayerfabrics.com](https://mayerfabrics.com) or call 800.428.4415



Sea



Metal



Rose



Jade



Cream



Pinot



Celadon



Copper



Denim


## **NEW!** TRUSS BY MAYER FABRICS | ABRASION 250,000 DOUBLE RUBS

GRADE 5


To order memo samples go to [mayerfabrics.com](https://mayerfabrics.com) or call 800.428.4415




Cadet



Current




Ocean



Aluminum



Sesame



Persimmon



Storm

Due to pattern scale and color variations in computer monitors and printers, we recommend ordering a memo sample from the supplier using the contact information listed or call Marco at 888.627.2601 to ensure color accuracy.



# SPECIAL ORDER FABRIC COLORS


Models ordered with Special Order Colors ship within 6-8 weeks.

NEW!


**BELMONT** BY MAYER FABRICS | ABRASION 250,000 DOUBLE RUBS | MORE COLORS AVAILABLE

GRADE 5


To order memo samples go to [mayerfabrics.com](https://mayerfabrics.com) or call 800.428.4415




Opal



Citrus




Sisal



Clementine




Patina



Reef



Dune



Tidal



Tidal

NEW!

**CAROUSEL** BY MAYER FABRICS | ABRASION 1,000,000 DOUBLE RUBS

GRADE 6

To order memo samples go to [mayerfabrics.com](https://mayerfabrics.com) or call 800.428.4415



Mineral



Rose Quartz




Seaglass



Harbor



Sunset



Fiesta



Bluebird

Due to pattern scale and color variations in computer monitors and printers, we recommend ordering a memo sample from the supplier using the contact information listed or call Marco at 888.627.2601 to ensure color accuracy.

# CARE & MAINTENANCE

Products are to be used for their intended purpose and inspected on a regular basis to avoid structural failures and possible injury. Inspections are to include confirming there are no loose or missing screws, glides, rivets, casters, etc. Products are to be inspected for cracks, fatigue, or broken welds. Any product showing signs of damage or improper adjustment must be removed from service immediately and notice must be provided to MGI and the furnishing Dealer. Repairs are to be made with factory authorized parts.

## VINYL SURFACES

### GENERAL CARE

Remove most stains with one of the following steps:

#### **Eye shadow, mascara, grease, black felt tip pen, crayon, chocolate, suntan lotion and hair/body oils**

Remove excess spill with a damp cloth. Clean with a 1:1 mix of Ivory soap and water. Rinse with clean water and dry.

#### **Red lipstick**

Use a straight application of concentrated cleaners such as Formula 409® or Fantastik® spray cleaner. Wipe with a clean cloth, rinse with water and dry.

#### **Blood, urine, feces, oil-based paint, tar and asphalt**

Use a 1:1 mix of ammonia and water, or a 1:10 mix of bleach and water. Rinse with clean water and dry.

#### **All other tough stains**

Use a 1:1 mix of isopropyl alcohol and water. If the stain persists, use straight alcohol. Rinse thoroughly with clean water and pat dry. Use a soft cotton cloth saturated with the cleaning material and rub the stain in circles 10 times. Pat dry with another soft cloth and check the results.

## LAMINATE SURFACES

- Do not drop heavy objects on laminate and melamine surfaces. It is possible to chip or gouge the surface if a heavy object is dropped on the table top abruptly.
- Do not place hot objects on laminate and melamine surfaces. It is possible to blister or warp the surface top.
- Do not use laminate and melamine surfaces as a cutting board. A sharp knife may slice a groove in the surface top.

Laminates should be cleaned with warm water and soap mixture and dried with a soft cloth. Spills should be wiped up quickly, though. If there is a hard to remove stain, a combination of mild cleaner and baking soda can be used to remove stains from the surface. Scrub with a stiff nylon brush, then clean as you normally would.

### DO NOT USE

Harsh chemicals, abrasive bleach based cleaners, sharp writing utensils, or other sharp objects on your laminate or markerboard to avoid scratches.

### MARKERBOARD CLEANING

To refresh your writing surface to its original luster, simply wipe entire surface with a soft cloth moistened with warm water or markerboard cleaner, and immediately wipe dry with a clean soft cloth.

- Use only Dry Erase Markers on your markerboard table. Do not use permanent markers as they can permanently stain the surface.
- Do not allow dry erase marker ink to remain on the table for several days without erasing. We recommend that you clean your markerboard weekly to prevent marker color build up.
- Use a dry erase marker to color over areas that are hard to clean or develop ghosting. Then erase the problem area. The solvent in the dry erase ink will frequently clean the soiled area.
- If permanent marker is used on the markerboard table in error, simply marking over the permanent ink with dry erase ink will often allow the permanent ink to be removed.
- Use only erasers that are designed for markerboards. Mr. Clean® Magic Erasers work very well to clean and remove ghosting. Regular erasers do not work well. A clean, soft cloth such as a white t-shirt can be used as an alternative.
- Use only cleaning solutions that are specifically made to clean markerboard. Apply the cleaner to the eraser or soft clean cloth, not directly to the markerboard. Here is a list of some popular cleaning products:
  - Expo® Dry Erase Board Cleaner
  - Quartet® BoardGear Markerboard Cleaner
  - Best Rite® Green Erase Cleaner
  - Staples® Sustainable Earth Multi Whiteboard Cleaner
  - Mar-Kleen® Dry Erase Markerboard Cleaner
  - LCS Whiteboard Cleaner

The cleaning recommendations above are a guide to help in the maintenance of vinyl fabrics. They are supplied without warranty, representation or inducement of any kind, including, but not limited to, the implied warranties of merchantability and fitness for particular use or purpose. Marco Group can neither guarantee, nor take responsibility for specific results. Under no circumstances shall Marco Group be liable for any incidental, consequential, or other damage resulting from negligence, misuse, mishandling or exposure of any chemicals used in connection with maintenance. Information relating to chemicals/cleaning solvents, environmental use, and human exposure should be reviewed with appropriate suppliers. Users must read the product specifications and determine appropriateness for specific applications. All label instruction precautions should be followed. All cleaning agents must be rinsed thoroughly with water and wiped with a soft cloth. Residue left by cleaning agents will shorten the life of the product if not removed.

# TERMS & CONDITIONS

Everything you need to know about our easy ordering, excellent customer service, support, and more, is available on our website. Learn more about:

- Pricing
- Payment terms
- Order placement, changes, and cancellations
- Returns
- Lead Times
- Freight classes
- Shipping terms

Visit our website for our complete terms and conditions.



**\*Pricing, discounts, payment terms, and other terms and conditions applicable to the sale of products to the Dealer are subject to change by Marco Group Incorporated.**

**Product specifications are subject to change. Please contact your Marco or Dealer Representative for complete specifications.**

## Corporate and Warehouse Physical Address:

5400 Doniphan Drive  
Neosho, MO 64850

**Email Address:** [info@madebymarco.net](mailto:info@madebymarco.net)

## Payment Remittance:

Marco Group Inc.  
5400 Doniphan Drive  
Neosho, MO 64850

**Phone:** 417.455.9663 or 1.888.627.2601

**Fax:** 417.455.0057

# WARRANTY STATEMENT

At Marco, we take immense pride in the quality and craftsmanship of our educational furniture, ensuring that every piece is built to support students in their joy of learning. Our commitment to excellence is reflected in our comprehensive warranty, designed to give our customers peace of mind. We stand behind our products with unwavering confidence. Our customers know that if issues arise, Marco will be there to provide prompt and reliable support.

Our warranty is more than just a promise—it's a testament to the trust we have in our people and our processes as well as the dedication we have to our customers' satisfaction.

You can visit our website for a complete listing of our warranty terms and conditions.





## NOTES

# FUTURES

## MADE BY MARCO



**MARCO'S DESKS, TABLES, MOBILE CASEGOODS, BOOKCASES, INSTRUCTOR STATIONS AND BANDSTOR LINE ARE CERTIFIED BY GREENGUARD.**

GREENGUARD Gold Certification (formerly known as GREENGUARD Children & Schools Certification) offers stricter certification criteria, considers safety factors to account for sensitive individuals (such as children and the elderly), and ensures that a product is acceptable for use in environments such as schools and healthcare facilities. It is referenced by both The Collaborative for High Performance Schools (CHPS) and the Leadership in Energy and Environmental Design (LEED) Building Rating System.



5400 Doniphan Drive • Neosho, MO 64850  
P 888.627.2601 | F 417.455.0057 | [madebymarco.net](https://madebymarco.net)

©2025 Marco Group, Inc.  
10-20240v01